

Impact Protection Systems
Entrance Matting
Parking + Heavy-Duty Protection



Architectural Products Catalog

Pawling Corporation is a leading manufacturer of high-quality architectural products, with over 75 years of experience in the industry. We take pride in providing products that meet your material specifications and design needs, while maintaining exceptional quality. Our unmatched design and manufacturing capabilities allow us to meet any custom design requirement, and we strive to provide a responsive and results-oriented experience at every touchpoint with our customers. At Pawling Corporation, we're confident in our ability to help you achieve your architectural goals.



Contents

Impact Protection Systems

- 14-23 Handrails
- 26-33 Corner Guards
- 34-41 Wall Guards
- 42-43 Wall Covering
- 44-47 Door & Frame Protection
- 48-51 Equipment & Cart Bumpers
- 52-57 Colors & Materials Selection Guide

Entrance Matting Systems

- 64-67 Rol-Dek
- 68-69 Drain Well
- 70 Heavy-Duty Rubber
- 71 Metal Gratings
- 72 Heavy-Duty Carpet
- 72 Vinyl Backed Mats
- 73 Custom Logo Mats
- 76-79 Colors & Materials Selection Guide



Parking & Traffic Safety Heavy-Duty Protection

- 82-89 Heavy-Duty Systems
- 90-93 Parking Systems
- 94-95 Colors & Materials Selection Guide

Pawling Corporation was founded in 1945, as Pawling Rubber, and manufactured compression seals for military ammunition cases. Ours is a history of resilience and adaptability as we've focused on providing tailored solutions for our customers. As the company grew, the business became more vertically integrated, adding capabilities such as the mixing of rubber compounds internally and other manufacturing capabilities that extruded different rubber products. The product offering expanded to include rubber floor matting, industrial bumpers and other extruded profiles.

Our History





Our Mission

Pawling Corporation pledges to employ all its resources to focus on customer satisfaction and continual improvement. We strive to provide superior quality products and services that meet or exceed customer expectations.

We want to be the first choice of architects, general contractors and sourcing managers on all projects where impact protection is needed.

Pawling recognizes that we are part of our customer's team and we must work together to achieve successful outcomes and a sustainable value. We aim to provide products, services and support to meet the individual needs of our customers and thereby develop long term value based partnerships.

In the 1980s, we invested in extrusion equipment to expand our capabilities and manufacture a wide variety of profiles in different materials, leading to the creation of our first wall protection products. Decades later, we now have the capabilities to produce hundreds of products specifically designed for impact protection, while still maintaining our core products such as entrance matting and heavy-duty rubber products.

Our extensive product line showcases the range of options we provide to our customers. As a manufacturer, we have the ability to be creative and flexible, and we are adept at providing custom solutions and experiences for those who choose us as their architectural products provider. At Pawling, as our history suggests, we're in it for the long haul! We welcome the opportunity to serve you for years to come.



What our customers say...

Lindsay Associates has been a loyal partner of Pawling Co. for over 35 years. I, along with my customers, trust Pawling to deliver exceptional customer service and high-quality American-made products. Pawling's lifetime employees have unparalleled knowledge of the products and applications, and their customer service team consistently goes above and beyond to accommodate special requests and resolve any issues. Moreover, during supply chain delays, Pawling's raw materials sourced in America enabled them to ship up to 300% faster than competitors.

SUSAN LINDSAY

The Factory Floor

Welcome to our Wassaic, NY facility! This 100,000 square foot space is more than just our headquarters. It's where the magic happens. Our facility hosts a diverse range of advanced manufacturing equipment, including extrusion machinery and metal working equipment for shearing, bending, and shaping as well as thermoforming. You'll also find wire benders perfect for customizing a host of architectural products based on a client's unique product specifications.





As the manufacturer of our own products, we have complete control over project schedules, product quality and design, which means you'll get personalized attention and the best possible results. Our daily interactions with our manufacturing team also allow us to provide real-time updates and superior customer service.

When your products are ready, our shipping docks located at the rear of our facility handle logistics both domestically and internationally. No matter what size your project is, we've got you covered.




RAPID RESPONSE

Get Products **Faster**


Take advantage of this program by exploring the presented colors and profiles that we currently hold in stock.

Your planner forgot five corner guards in your project. Ten feet of wall guard needs replacement in the pediatric wing. You didn't think you'd need a handrail in that hallway, but now you realize you do. When you need almost instant wall protection, think Pawling and our Rapid Response program. We ship it in three days. It's our commitment and proof that we want to meet and exceed your expectations.


Color Options




301 Linen White




370 Eggshell




313 Champagne




2 Ivory




3 Tan



210 Silver Gray



377 Teal



265 Windsor Blue

Products with Rapid Response Option

WG-4



WG-8, WG-8C



WG-6, WG-6C




BR-500



BR-1200



WC-40, WC-60



CG-20, CG-20R



CG-10, CG-10R




CG-17, CG-18



CG-50, CG-51



CGU-12



Not All Retainers are Created Equally

Red-E-Clip System

Our Red-E-Clip is made from recycled materials and its lightweight space-saving design means easier handling and less expensive shipping costs. It has been tested for impact resistance and found to be even more durable than wall guards mounted on continuous aluminum. The versatility of Pawling's Red-E-Clip system provides the highest level of impact protection while keeping costs and labor to a minimum.


Vinyl Retainer System

This alternative retainer option is manufactured using recycled vinyl rather than aluminum. It is less expensive to purchase and saves on shipping costs. It cuts easier during installation and contributes to recycled content credits.

Products with Red-E-Clip
Option **WG-5C, WG-6C,**
WG-7C, WG-8C



You will see which individual products have these options by seeing the symbol above.



Products with Vinyl Retainer Option
CG-10R, CG-20R, CG-11R, CG-135R



Look for this designation in the product description to determine if it's a recycled material product.



Impact Protection Systems



Pawling Corporation offers the best variety of products to protect your hallways, service rooms and entry ways. Based on consumer and market feedback, our engineered products meet the highest standards of quality, safety and fire ratings. Every aspect and requirement of your designs are reviewed and matched with the best selection of color, texture and material composition. Explore our signature Pro-Tek line, our non-pvc NXT products and our newest Heartwood series. We are confident you will find all the material needed to complete your latest project.



What our customers say...

Klosterman Associates has been representing Pawling Corporation for over 30 years with a lot of determination and success in many ways. Pawling Corporation has provided us with tremendous support through their customer service personnel, estimating department, Shipping Dept. and overall manager leadership. We have introduced the Pawling Corporation product lines to numerous architects, designers, general contractors and builders, facilities engineering dept., and food service markets. In hopes of providing a “sound, reputable, and dependable” product line. We truly appreciate our run with Pawling Corporation and look forward to much more.

TIMOTHY E. KLOSTERMAN

Pro-Tek Handrails

Handrail systems are designed to provide durable protection in hallways and lobbies. Available in vinyl, real wood, stainless steel, and PVC-free compositions.

Pro-Tek Corner Guards

Protect any edge with a Corner Guard. Pawling offers standard vinyl, aluminum, stainless steel and clear polycarbonate compositions. Fire-rated 1 & 2 hour products are also available to meet specified building codes.

Pro-Tek Wall Guards

These products have the unique ability to limit damage to any area of a facility. Top-rated durability and protection in a variety of profile designs. We also engineered our Red-E-Clip retainer system to cut down on costs, weight, and installation time. Stainless steel and wood profiles offer a stylish and clean alternative to the vinyl specifications seen in hospital settings.

Pro-Tek Wall Covering

Pro-Tek® vinyl wall coverings are suited for a broad range of applications, from corridor wainscot and patient room walls, to back-of-house areas and slop sink back splashes. Offerings include multiple textures and materials. Choose from our standard colors for vinyl or stainless steel for laboratory settings.

Door and Frame Protection

Pawling's door and frame protection helps reduce costly maintenance and repairs that come because of normal, day-to-day abuse. Available in a virtually unlimited variety of shapes and sizes, these accessories can be customized to further enhance your facility's décor.

Equipment and Cart Bumpers

Pro-Tek® protection goes the extra mile when you ensure the edges of your carts and equipment have the same safeguards as other areas of your facility. These versatile products can also be mounted on nurse stations, retail counters, or islands to protect from cart damage.

MATERIAL OPTIONS

Choose Your System

Pawling provides a combination of strength and reliability with the convenience of choice. When choosing your Impact Protection system for your new project please recognize that we offer different materials and arrangements to fit what ever you might need. Pawling always focuses its resources on keeping our inventory updated with the latest technologies and finishes that are desired in the current markets.

Explore all we have to offer. You never know how the different products will impact your decisions.



Vinyl

Pawling's signature PVC blend.
Durable, reliable and loaded with color options.

Heartwood

Pawling's newest design and engineering products.
Real wood patterns, same quality.

AdirondackTM Series


Selection of the best wood species
transformed into high quality protective products.

Pro-Tek NXT

Pawling's non-PVC option for the choice of alternative compounds.

Metal Alloys

Products shaped from Stainless Steel and Aluminum.
Best applications for labs and hospitals.



Vinyl products available in our 70 standard colors

See page 53 for color selection

- Handrails
- Wall Guards
- Cart Bumpers
- Corner Guards
- Wall Covering
- Door and Frame Protection

70 You will see what individual products have these options by seeing this symbol



Heartwood products available in faux wood patterns

See page 54 for color selection

- Handrails
- Wall Guards
- Corner Guards
- Wall Covering


H You will see what individual products have these options by seeing this symbol



Adirondack™ Series products available in real wood grain patterns

See page 54 for color selection

- Handrails
- Wall Guards
- Corner Guards




Pro-Tek NXT products available in selected colors

See page 56 for color selection

- Handrails
- Wall Guards
- Corner Guards
- Wall Covering

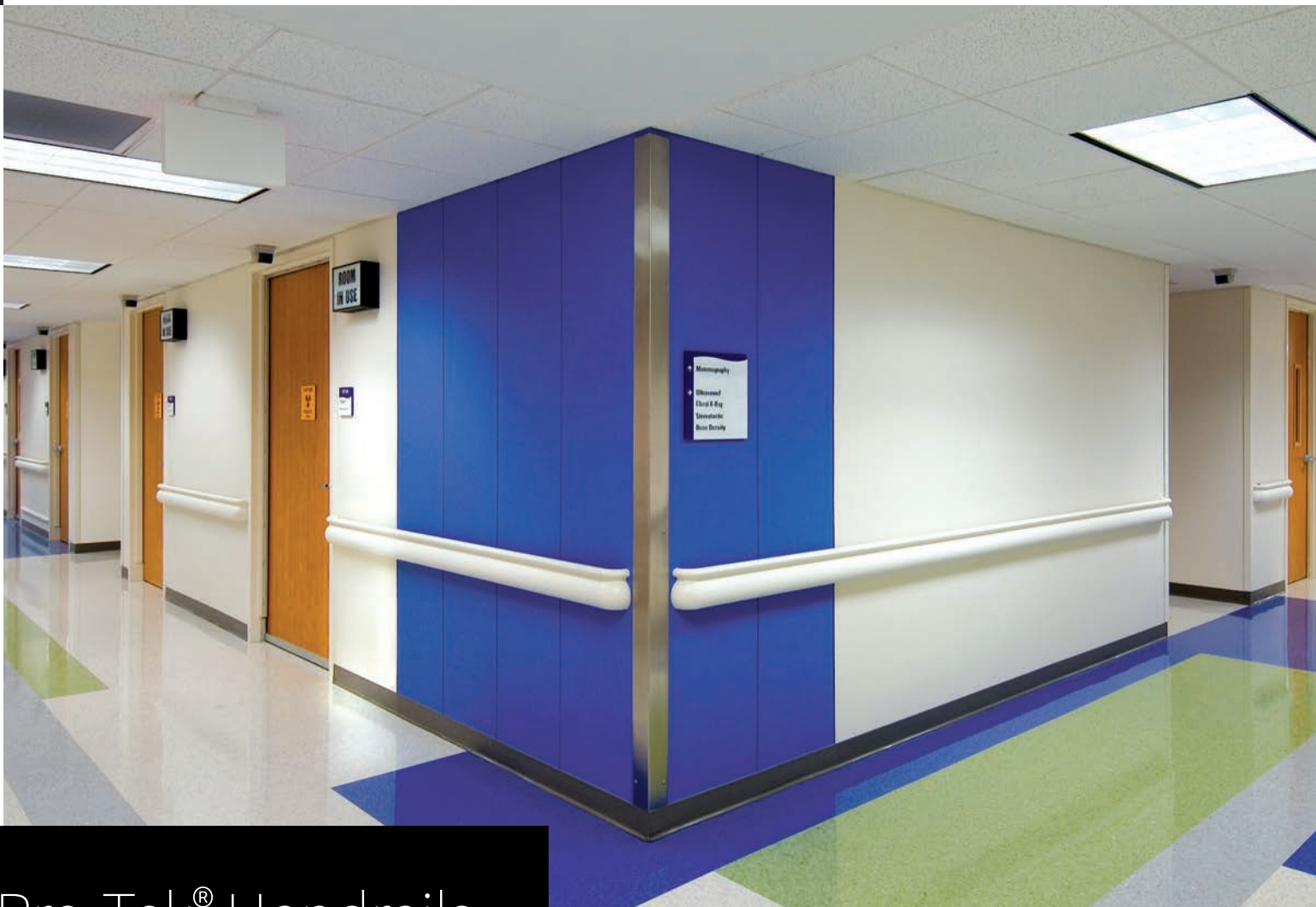
NXT You will see what individual products have these options by seeing this symbol



Stainless & Aluminum products available

See page 56 for color selection

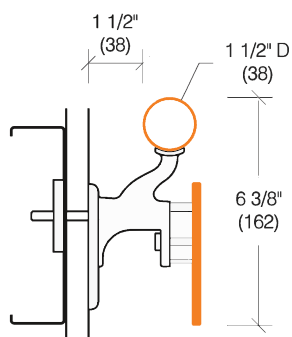
- Handrails
- Wall Guards
- Corner Guards
- Wall Covering



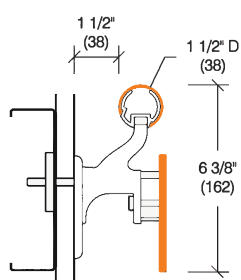
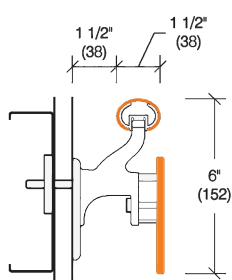
Pro-Tek® Handrails

Pro-Tek® Handrails are high-quality, functional and fully customizable handrails built to meet your specific needs. We offer a multitude of options. Our range of sizes, shapes, colors and styles provide the perfect handrails for any facility, and our design flexibility is limitless. You can protect all areas of your facility and reduce maintenance and repair expenses with outstanding protection and design options such as grooved surfaces, 70 standard colors and custom color matching.


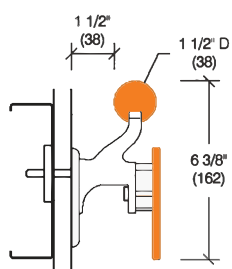
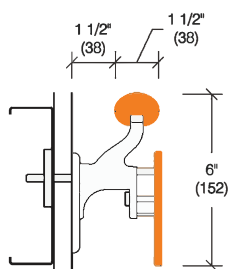
Our commitment to quality and safety standards ensures that you receive the best products possible. Perfect for project managers, facilities and maintenance professionals, general contractors, sub-contractors and estimators who want to bring architectural goals to life, Pro-Tek® Handrails deliver results. Choose Pro-Tek® Handrails for your facility. Trust us to provide the tailored solutions you need for your project, no matter the size or complexity.

**BR-4RSS**

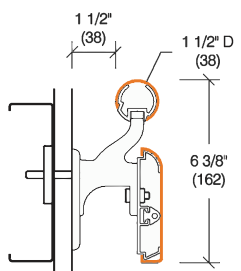
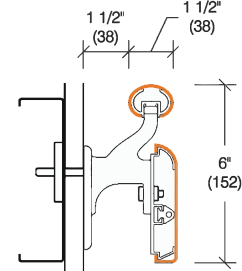
Foundation Series handrail offers versatile combination of handrail and bumper protection into one product. Combine a round stainless steel handgrip with a stainless-steel bumper.

**BR-4RVS****BR-4EVS****70 H**

Foundation Series handrail offers design flexibility. Combine a round or oval vinyl handgrip with a stainless steel bumper.

BR-4VS**BR-4RWS****BR-4EWS****BR-4WS**

Foundation Series handrail offers the combination of wood handrail with a stainless steel bumper.

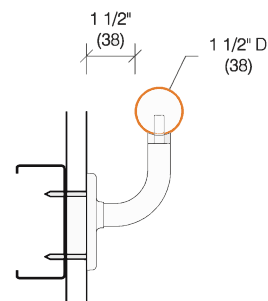
**BR-4RVV****BR-4EVV****70 H**

Our Foundation Series handrail offers versatility of color combinations with a round or oval vinyl handgrip with a 4 inch vinyl bumper with powder coated aluminum handrail bracket.

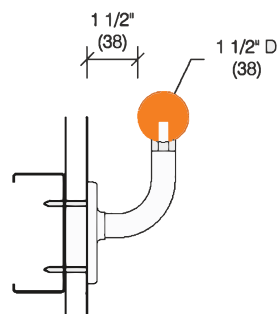
BR-4VV

BR-1600S

Stylish all stainless steel handrail, returns and corners. Stainless steel mounting brackets.

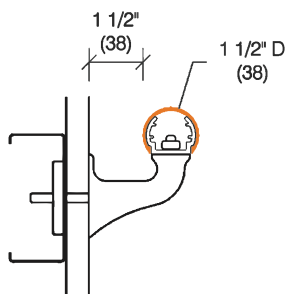

**BR-1600**

Add a touch of class to your wood handrail with our stylishly contrasting stainless steel returns, corners, and mounting brackets.

**BR-1200**

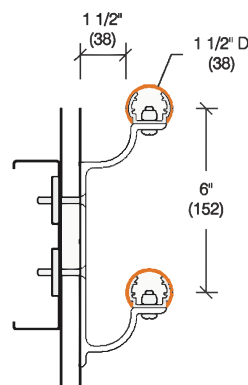
70 H NXT

For a good power grip, choose the BR-1200 with a 1.5" diameter rail. Function, durability, and affordability highlight this traditional handrail design.

**BR-2400**

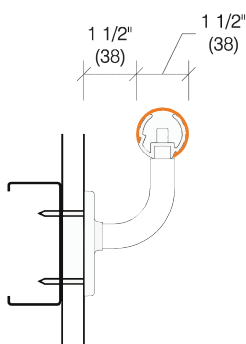
70 H NXT

Ideal for healthcare, elder care or childcare facilities, these dual rails provide excellent grip location whether standing or sitting.

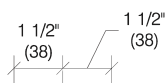
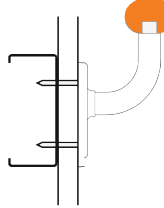
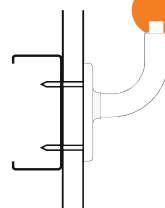
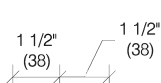


BR-5RVS**70 H**

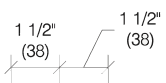
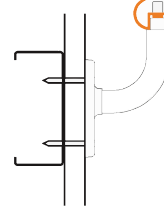
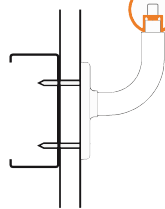
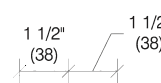
A perfect combination of vinyl handrail, stainless steel returns and stainless steel brackets. Giving you the color choices of vinyl and the cleanliness of steel.

**BR-5W**

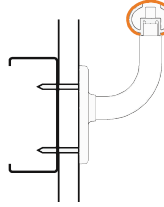
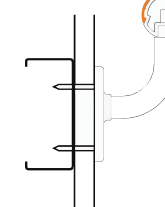
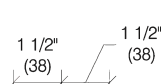
This 1-1/2" all wooden handrail with stainless steel bracket will bring a comforting style to any hallway or corridor.

**BR-5RW****BR-5EW****BR-5M**

Choose a lightweight and stylish option with this powder coated aluminum handrail with stainless steel brackets.

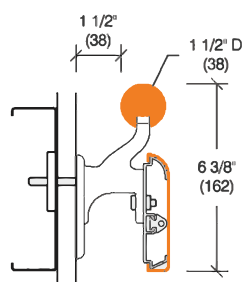
**BR-5RM****BR-5EM****BR-5V****70 H**

A sleek looking 1-1/2" durable vinyl handrail and returns with stainless steel brackets.

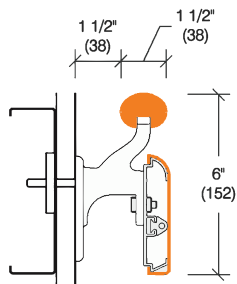
**BR-5RV****BR-5EV**



BR-4RWV



BR-4EWV



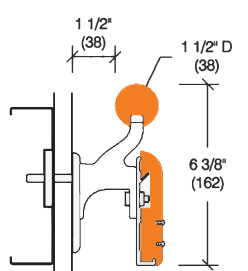
70

Foundation Series handrail offers flexibility by combining a round or oval wood handgrip with a vinyl bumper.

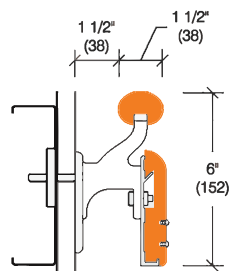
BR-4WV



BR-4RWW

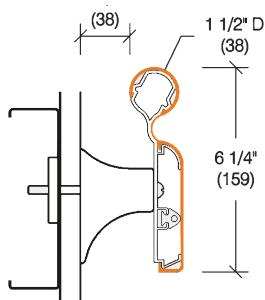


BR-4EWW



Foundation Series handrail offers a wood handrail and wood bumper into one product.

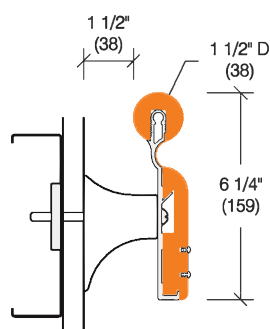
BR-4WW



70 H NXT

This three-piece vinyl assembly allows for thousands of color combinations of the handrail, guardrail and enhancing thumb rail stripe in an attractive, durable design.

BR-400V



BR-400W

This attractive wood handrail and wall guard combination, with a design-enhancing thumb rail, provides safety, support, and protection in a stylish profile. Two black horizontal bumpers on the wall guard add contrast and durability with extra protection from scratches.



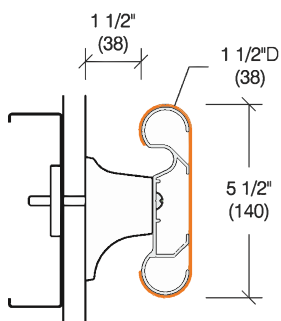


PROJECT SPOTLIGHT

**St. Joseph's Hospital
Houston, TX**

Products installed:

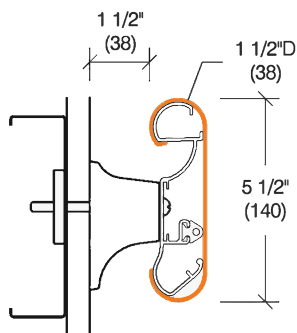
- **BR-400V Handrail**
- **WG-8 Wall Guard**



70 **H** **NXT**

A universal handrail for all applications with the benefit of built in crash rail, the BR-500 combines affordability with design flexibility.

BR-500



70

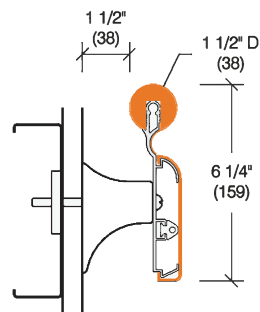
Our Endura Rail features the only aluminum reinforced return in the industry.

BR-530

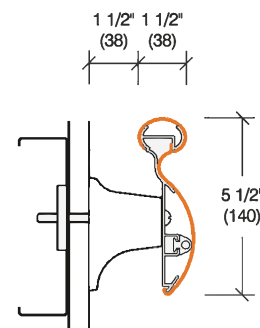


BR-400C, 400CR, 400CG**70**

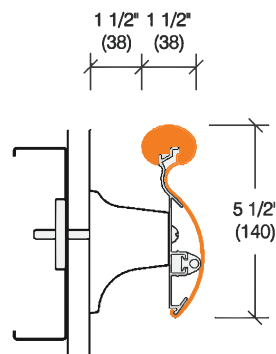
Attractive wood handrail and thousands of color combinations for the vinyl guard rail and enhancing thumb strip.

**BR-600V****70****H**

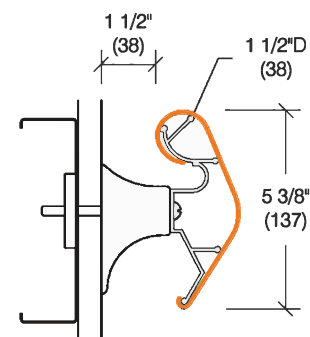
A uniquely attractive oval vinyl handgrip and Crescent profile bottom bumper highlight this handrail. Coordinate your facility design using BR-600V and our WG-5 and WG-7 Crescent wall guards, all three of which offer unlimited design options.

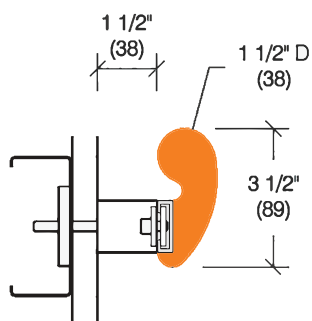
**BR-600C****70**

Our BR-600C Crescent handrail offers an attractive wood grip. Wood brings an element of contrast and warmth to the vinyl bumper. Available with a continuous security bracket for use in high-risk environments (BR-600CS).

**BR-800****70**

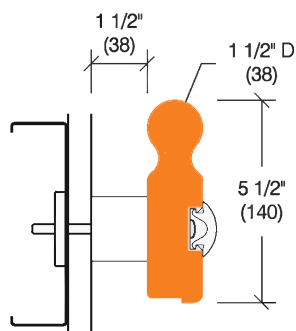
This simple profile has flex-action to fully absorb impact, making it ideal as both a handrail and crash rail. Match the BR-800 with our WG-30 wall guard for a coordinated design.





Introducing a striking all-wood handrail to complement a variety of interiors.

BR-3500



A beautiful wood handrail/crash rail system with a flexible vinyl bumper for added protection.

BR-5500





CASE STUDY

Oakville Hospital

The Oakville Trafalgar Memorial Hospital in Ontario Canada, a LEED-silver-certified healthcare facility, was a major project for our company. Pawling Corporation collaborated with EllisDon and Parkin & Adamson to provide \$1.8 million of our impact protection products to the \$2 billion and 1.6 million square foot hospital. Products included the BR-4EMWCA, one of our newest handrails, as well as the following: 7,000 corner

Products Used

The products used in the Oakville Hospital project were unique in that there was a need for PVC-free and custom products requiring international standards to be met. Products included the following:

- Handrail (BR-4EMW, BR-1600, BR-1200P, BR-3500)
- Wall Guards (CRW-70, WG-4P, WG-30P)
- Stainless Steel Corner Guards (CG-50, CG-51)
- PVC-Free Corner Guards (CG-10R, CG-135R, CG-11R)
- Stainless Steel Steri-Guards (CRS-100)
- Wall Covering (WC-30P)
- Stainless Steel Wall Covering (SSWC-22)

guards; 22,000 linear feet of handrails; 70,000 linear feet of crash rails; and 200,000 square feet of wall covering. All products used were PVC-free PETG material.

We also helped integrate our international bracket options to accommodate the specification standards in Canada. Our estimating, engineering and customer service teams ensured that the product details and timeline exceeded the expectations of the architects and contractors involved.

As with all of our projects, our team was committed to building strong professional relationships while providing clear communication and product variety. This focus truly sets us apart from our competitors as we plan and execute successful landmark projects. We look forward to continuing our efforts to proudly contribute safe, reliable and durable products to the growing international healthcare segment.





Pro-Tek® Corner Guards

Pro-Tek® Corner Guards, Pawling's line of corner guard products, leads the industry in its breadth of application. That's because our team at Pawling takes pride in offering a wide range of premium corner guard products designed and manufactured to meet your unique architectural needs.

Our corner guards come in a range of styles, including flush-mounted or surface-mounted options, with vinyl retainers, rigid vinyl,

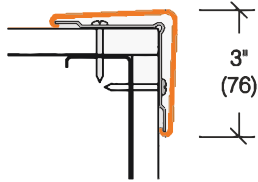
polycarbonate, stainless steel, aluminum and rubber. Plus, most styles are available in multiple sizes, angles and colors for perfect coordination with the rest of our impact protection product line.

Choose Pro-Tek® Corner Guards for outstanding performance, design and functionality. Rely on Pawling's Pro-Tek® Corner Guards to protect your building from front to back.

**CG-10, 10(R)**

70  

This surface mounted corner guard with retainer and top closure caps provide 3" wings of protection.

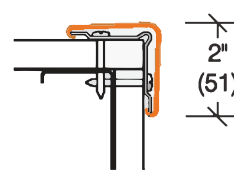


Wing Dimension	3"
Style	90°
Corner Protection	Medium-Heavy

**CG-20, 20(R)**

70 

This surface mounted corner guard with retainer and top closure caps provide 2" wings of protection.

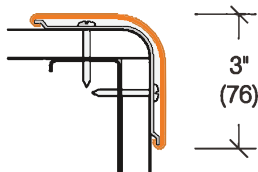


Wing Dimension	2"
Style	90°
Corner Protection	Medium-Heavy

**CG-30**

70

This bullnose corner guard offers the same features as our CG-10 with a larger radius corner.

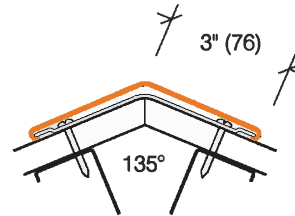


Wing Dimension	3"
Style	90°
Corner Protection	Medium-Heavy


**CG-135, 135(R)**

70 

This corner guard offers the same protection as our CG-10 for 135° corners.

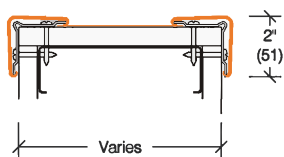


Wing Dimension	3"
Style	135°
Corner Protection	Medium-Heavy

**CG-11, 11(R)**

70 

Wall partition protection with two CG-20 2" wing corner guards and our rigid wall covering strip as filler.

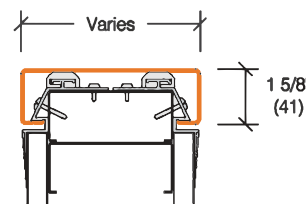


Wing Dimension	2" wings can fit partition up to 9" wide
Style	End Wall
Corner Protection	Medium-Heavy

**CG-888**

70

A continuous flush mounted wall partition cover that is custom made for a perfect fit.



Wing Dimension	1-5/8"
Style	End Wall
Corner Protection	Medium-Heavy

CG-34, 12, 13, 14, 1245

70

Our rigid vinyl corner guards come in 90° or 135° angles and wing sizes from 3/4" to 4". The smallest wing (CG-34) is installed with double-faced tape or adhesive, but all other styles come with the option of adhesive, double-sided tape or mechanical fasteners using pre-drilled holes.

Product Code	Wing Dimension	Style	Corner Protection
CG-34	3/4"	90°	Medium
CG-12	1-1/2"	90°	Medium
CG-13	3"	90°	Medium
CG-14	4"	90°	Medium
CG-1245	1-1/2"	135°	Medium

CG-34	CG-12	CG-13	CG-14	CG-1245
<p>3/4" (19)</p> <p>.080" (2)</p>	<p>1 1/2" (38)</p> <p>.080" (2)</p>	<p>3" (76)</p> <p>.093" (2.4)</p>	<p>4" (102)</p> <p>.093" (2.4)</p>	<p>1 1/2" (38)</p> <p>135°</p> <p>.080 (2)</p>

CG-16, 17, 18, 19, 23, 24, 25



Our popular clear polycarbonate corner guards allow your décor to shine through. With two standard angles, five wing sizes, and two standard lengths, these corner guards provide numerous choices - all with medium level protection.


Product Code	Wing Dimension	Style	Available Colors for All
CG-16	3/4"	90°	Clear, Black, Ivory, Linen, White, Tan, Brown, Gray, Green, Pastel Blue, Polar White
CG-17	1-1/8"	90°	
CG-18	2-1/2"	90°	
CG-19	2-1/2"	135°	
CG-23	2-1/2"	90° 1/2" radius	
CG-24	2"	90°	
CG-25	3"	90°	

CG-16	CG-17	CG-18	CG-19	CG-23	CG-24	CG-25
<p>3/4" (19)</p> <p>.040" (1)</p>	<p>1 1/8" (29)</p> <p>.093 (2.4)</p>	<p>2 1/2" (64)</p> <p>.125 (3)</p>	<p>2 1/2" (64)</p> <p>135°</p> <p>.125 (3)</p>	<p>2 1/2" (64)</p> <p>1/2" (13) Rad</p> <p>.125 (3)</p>	<p>2" (51)</p> <p>.062 (1.6)</p>	<p>3" (76)</p> <p>.125 (3)</p>

CG-50, 51, 52, 55, 60, 65

Product Code	Wing Dimension	Style	Corner Protection	Available Material
CG-50	3 1/2"	90°	Heavy	#4 Satin Finish Stainless Steel
CG-51	2"	90°	Heavy	
CG-52	1"	90°	Heavy	
CG-55	3 1/2"	90° 3/4" radius	Heavy	
CG-60	3 1/2"	135°	Heavy	
CG-65	3 1/2"	135° 3/4" radius	Heavy	

Our stainless steel corner guards – type 304 standard and type 316 available – come in a variety of radii and corner angles, with easy installation (standard adhesive or optional pre-drilled holes for fasteners).




CG-50	CG-51	CG-52	CG-55	CG-60	CG-65


CG-400, 401, 402, 403, 404, 405

Product Code	Wing Dimension	Style	Corner Protection	Available Material
CG-400	1"	90°	Medium	Mill Finish Aluminum
CG-401	2"	90°	Medium	
CG-402	3"	90°	Medium	
CG-403	1"	135°	Medium	
CG-404	2"	135°	Medium	
CG-405	3"	135°	Medium	

Our mill finish aluminum corner guards are easy to install and come in a variety of sizes. Achieve the look of metal without the cost of stainless steel.



CG-400	CG-401	CG-402	CG-403	CG-404	CG-405



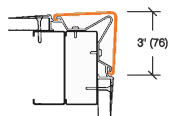
CG-7, 72

70 H

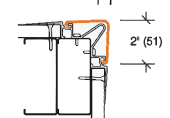


Enjoy the streamlined appearance of our flush mounted corner guard with a 2" or 3" wing.

CG-7




CG-72



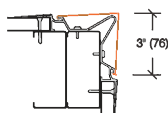
Product Code	Wing Dimension	Style	Corner Protection
CG-7	3"	90°	Medium-Heavy
CG-72	2"	90°	Medium-Heavy

CG-7S, 72S

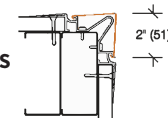


Flush mounted stainless steel corner guard. A perfect pair to our Steri-guard™ (CRS-100).

CG-7S



CG-72S



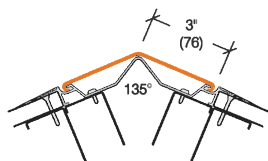
Product Code	Wing Dimension	Style	Corner Protection
CG-7S	3"	90°	Heavy
CG-72S	2"	90°	Heavy

CG-75

70



CG-75 offers the same advantages of CG-7, but with a 135° angle. It provides protection for non-standard angled corners in new construction projects.



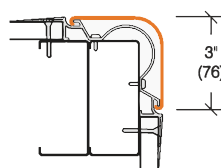
Wing Dimension	Style	Corner Protection
3"	135°	Medium-Heavy

CG-32

70



CG-32 offers the same advantages of CG-7, but with a rounded, bullnose angle. It provides an even less conspicuous protective presence on any corner in a newly constructed facility.



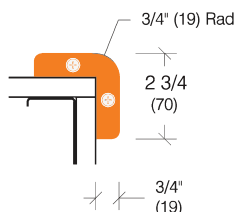
Wing Dimension	Style	Corner Protection
3"	90° 3/4" radius	Medium-Heavy

CGWS-275B

Refined bullnose wood profile and a sturdy stainless steel insert.



Wing Dimension	Style	Corner Protection
2-3/4"	90°	Heavy

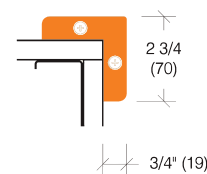


CGWS-275, 275-135

A refined wood profile with a sturdy stainless steel insert to deflect tough impacts. 90° or 135° angle angles, each with a top and bottom stainless steel cap.



Product Code	Wing Dimension	Style	Corner Protection
CGWS-275	2-3/4"	90°	Medium
CGWS-275-135	2-3/8"	135°	Medium



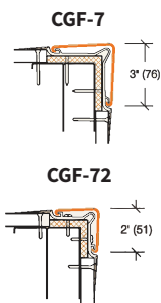
70 H

CGF-7, 72

For areas where fire-rated walls are a requirement our CGF-7 and CGF-72 flush mounted corner guards can be provided with a fire-rated barrier suitable for 1 or 2 hour rating.




Product Code	Wing Dimension	Style	Corner Protection
CGF-7	3"	90°	Medium-Heavy
CGF-72	2"	90°	Medium-Heavy



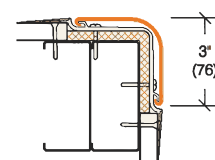
70

CGF-32

For areas where fire rated walls are a requirement our CGF-32 flush mounted corner guards can be provided with a fire-rated barrier suitable for 1 or 2 hour rating.



Wing Dimension	Style	Corner Protection
3"	90° 15/16" radius	Medium-Heavy



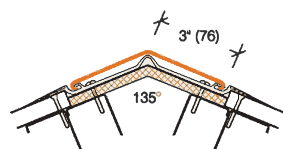
70

CGF-75

For areas where fire-rated walls are a requirement our CGF-75 flush mounted corner guards can be provided with a fire-rated barrier suitable for 1 or 2 hour rating at 135°.




Wing Dimension	Style	Corner Protection
3"	135°	Medium-Heavy



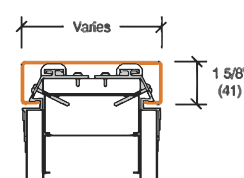
70

CGF-888

This custom fabricated end wall protector can accommodate for partitions up to 7-1/4". Two internal bumpers offer the impact absorption necessary for vulnerable end wall partitions. Available for 1 or 2 hour fire-rated walls.



Wing Dimension	Style	Corner Protection
1-5/8"	End Wall	Medium-Heavy

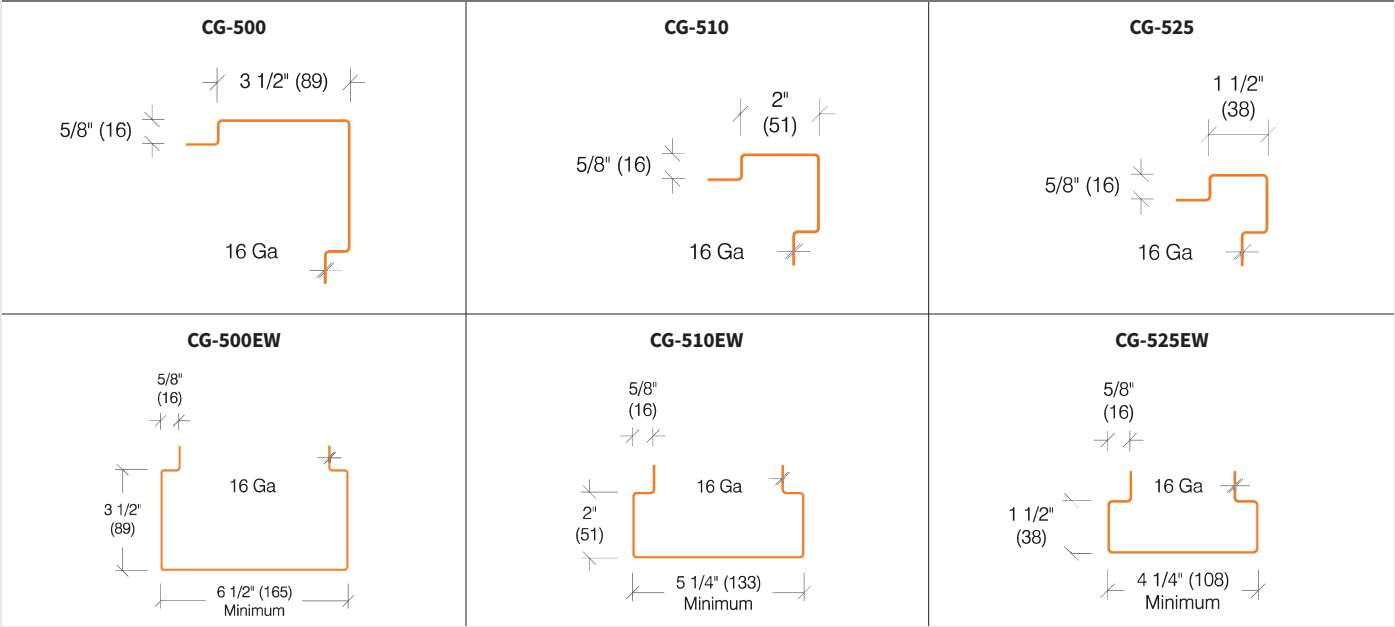


CG-500



The durability of stainless is combined with the sleek appearance of a flush mounted installation in our CG-500 series. Various wing sizes, angles, and heights are available to meet the facility requirements.

Product Code	Wing Dimension	Style	Corner Protection	Available Material
CG-500	3 1/2"	90°	Heavy	Stainless Steel
CG-510	2"	90°	Heavy	Stainless Steel
CG-525	1-1/2"	90°	Heavy	Stainless Steel
CG-500EW	3 1/2"	Endwall	Heavy	Stainless Steel
CG-510EW	2"	Endwall	Heavy	Stainless Steel
CG-525EW	1-1/2"	Endwall	Heavy	Stainless Steel



PROJECT SPOTLIGHT

Maimonides Medical Center Brooklyn, NY

Products installed:

- CG-50 Corner Guard
- BR-4 Wood Over Stainless Handrail



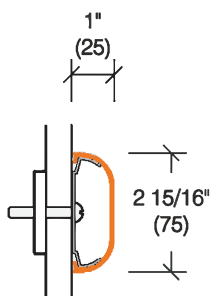


Pro-Tek® Wall Guards

Pro-Tek® Wall Guards are available in a variety of sizes, shapes, colors and styles, offering exceptional protection that meets your unique project requirements. At Pawling, we understand that each building has its own specifications, and that's why we focus on delivering tailored solutions to our customers. With limitless design flexibility, our wall guards provide comprehensive protection for all areas of any facility. This results in significantly reduced maintenance and repair costs for your architectural project.

Choose from rectangular or curved profiles, many with design options such as grooved surfaces, 70 standard colors and custom color matching. We also provide superior and cost-effective solutions, including the Red-E-Clip® installation option. This lightweight and durable product can be installed more quickly and easily than traditional aluminum retainers.

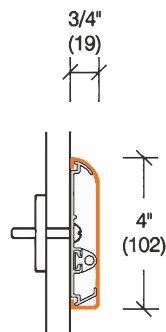
WG-3



70 NXT

This versatile wall guard can be used as a wainscot cap, chair rail or crash rail. Multiple rows can provide maximum impact protection and decorative appeal.

WG-4

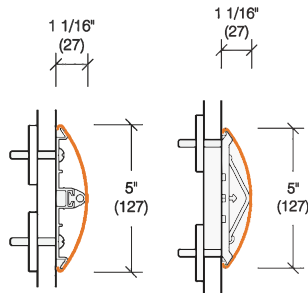


70 NXT

This uniquely designed wall guard can function equally well as a crash rail or a chair rail. It matches perfectly with the style and form of our BR-400 series handrails.

WG-5

WG-5C



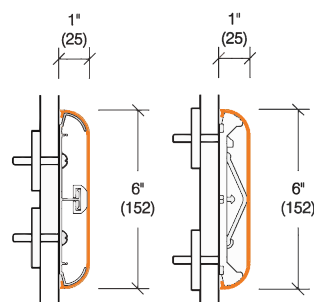
70 RC H NXT

Our Crescent™ series has an appealing, gentle shape offering a fresh alternative to traditional rectangular designs.

WG-5

WG-6

WG-6C



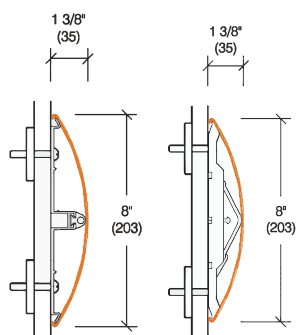
70 RC H NXT

Versatile and durable, this wall guard offers a high level of protection for busy areas and coordinates well with other products.

WG-6

WG-7

WG-7C



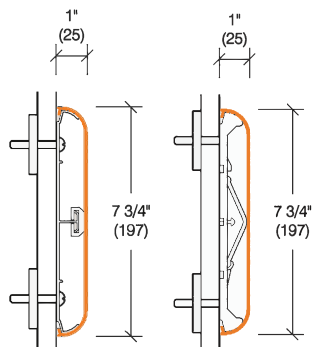
70 RC H NXT

Our Crescent™ series has an appealing, gentle shape yet offers maximum protection by covering a large surface area with its 8" profile.

WG-7

WG-8

WG-8C



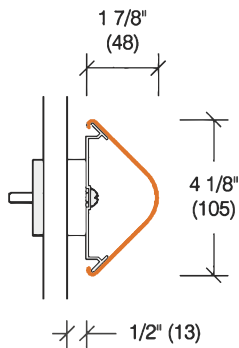
70 RC NXT

Our most popular wall guard product, WG-8 offers heavy duty impact protection for a larger surface area

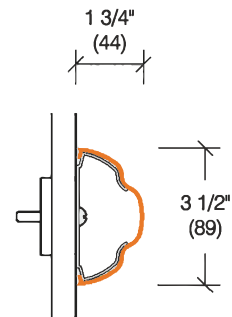
WG-8

WG-30**70** **NXT**

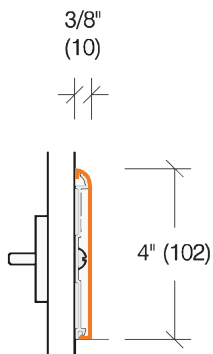
The WG-30 design adds visual depth and extended protection as a stand-alone crash rail or as a low bumper rail beneath our BR-800 handrail.

**WG-35****70**

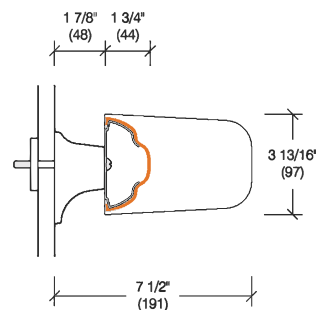
This attractive, sculpted shell design in heavy-duty rigid vinyl helps shield surfaces from vehicular and pedestrian traffic and abuse.

**BB-4****70**

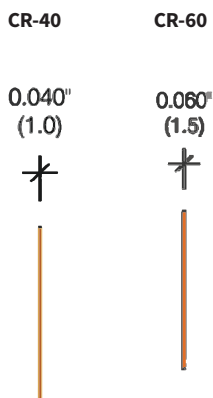
4" Baseboard profile effectively absorbs impact by cleaning and other equipment.

**BL-4****70**

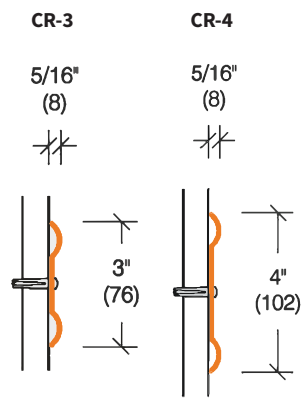
Our uniquely designed bed bumper corrals beds into place while protecting patient room headwalls. The bumper keeps beds at least 2 3/8" away from the wall.

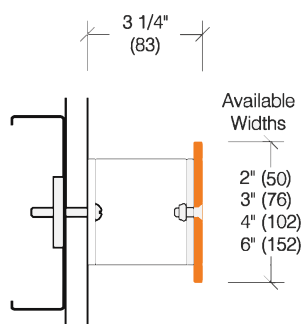
**CR-40, 60****70** **H**

We use our wall covering to create our rub rails to provide protection for areas where chairs, desks, and other objects may create marks on walls.


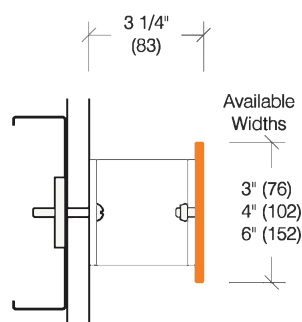
**CR-3, 4**

Clear polycarbonate rub rails won't distract from the décor yet offer complete impact protection.

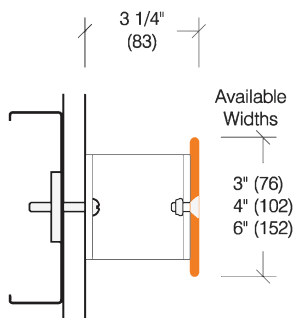


CRS-100-SH


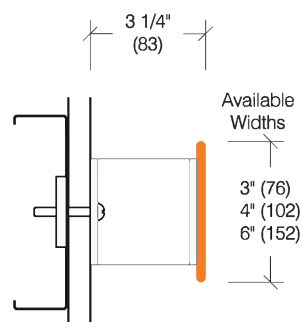
Stainless steel Steri-Guard crash rails with exposed hardware. Available in 2" width, 3" width, 4" width, and 6" width with various brackets including I-Beam (IB), tubular bracket (TB), and stainless Z-bracket (ZB).

CRS-100-HH

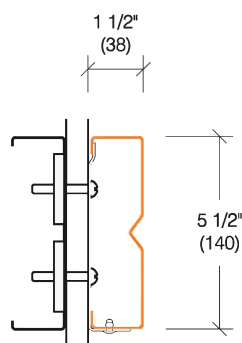
Stainless steel Steri-Guard crash rails with hidden hardware. Available in 3" width, 4" width, and 6" width with various brackets including I-Beam (IB) and stainless Z-bracket (ZB).

CRA-100-SH

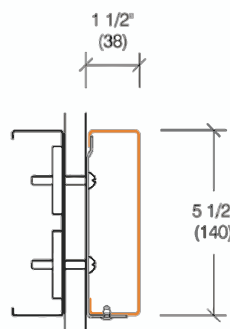
Clear anodized aluminum Steri-Guard crash rails with exposed hardware. Available in 3" width, 4" width, and 6" width with various brackets including I-Beam (IB), tubular bracket (TB), and stainless Z-bracket (ZB).

CRA-100-HH

Clear anodized aluminum Steri-Guard crash rails with hidden hardware. Available in 3" width, 4" width, and 6" width with various brackets including I-Beam (IB) and stainless Z-bracket (ZB).

CRS-200

This grooved stainless steel crash rail combines maximum impact protection with the cleanability of stainless steel.

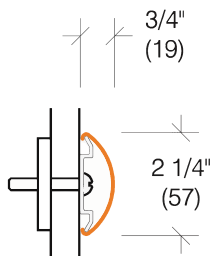
CRS-202

This stainless steel crash rail combines maximum impact protection with a clean, modern design.

WG-225

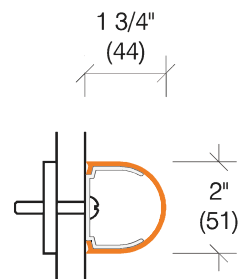
70 **H** **NXT**

WG-225 is a popular low profile crash rail to protect walls from carts or chairs.

**WG-22**

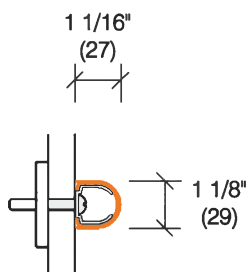
70

WG-22 is perfect for use in many applications to protect against damage from carts, beds, or chairs. The smooth finish helps maintain a clean aesthetic look.

**EB-25**

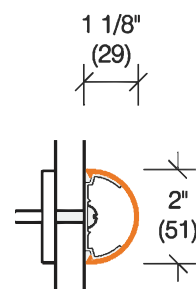
70

This simple rounded profile can be used to protect walls, cashier islands, or nurses' stations from carts and equipment, or simply as an accent in your overall design.

**EBR-30, EBT-30**

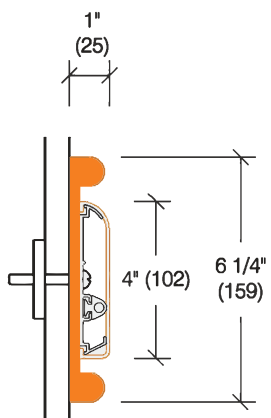

70 **NXT**

With either textured (EBT-30) or gloss (EBR-30) finishes, this classic, yet versatile shape is perfect as a chair rail, bumper rail, or just to provide a color accent.

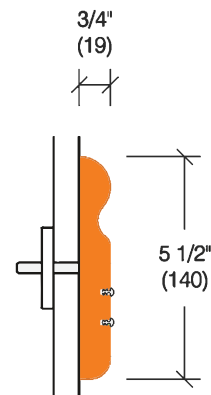
**WB-4**

70

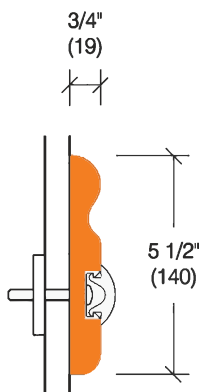
A rich wood frame combines with our rugged vinyl WG-4 for definitive beauty and impact protection.

**CRW-10**

This sculpted wood chair rail mirrors the shape and style of our BR-400W handrail. Two understated vinyl strips offer protection from direct impact to the wood as well as visual interest.



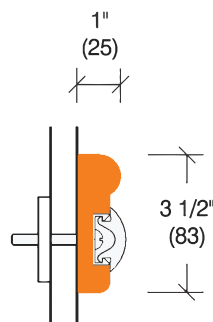
CRW-20



70

CRW-20 provides the perfect mate for our BR-5500 wood handrail in both shape and style, with the same flexible vinyl bumper for added durability.

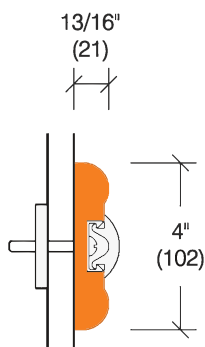
CRW-30



70

CRW-30 wood wall guard with flexible vinyl insert present a smaller design that is perfect for hotel corridors or conference room chair rails.

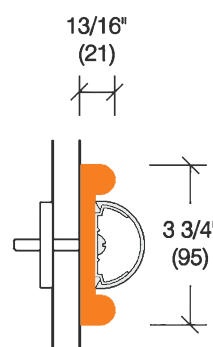
CRW-40



70

CRW-40 is designed to give a rich, warm feel to wall protection.

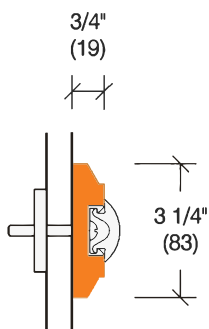
CRW-50



70

The beauty of wood combined with the tough durability of rigid vinyl is the hallmark of our CRW-50 wall guard.

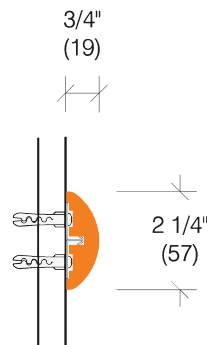
CRW-60



70

CRW-60 is our smallest wood option, with a classic chamfered profile. It utilizes the same flexible vinyl bumper as other wood wall protection products.

CRW-70



With a crescent profile and sturdy mounting bracket, our CRW-70 combines impact protection with the warmth of real wood. End caps are easily created in the field to give this wall guard a clean and beautiful finished look.


PROJECT SPOTLIGHT

Hospital Italiano

Buenos Aires, Argentina

Products installed:

- **WG-6 Red-E-Clip Wall Guards**
- **WC-30 Wall Covering**








Pro-Tek® Wall Coverings

Pro-Tek® Vinyl Wall Coverings offer a versatile solution for a wide range of applications. From corridor wainscot and patient room walls to back-of-house areas and slop sink backsplashes, our wall coverings provide exceptional protection that meets your unique specifications.

At Pawling, we are committed to delivering state-of-the-art and customizable solutions that meet the needs of our customers. Our Pro-Tek® Vinyl Wall Coverings come in a range of thicknesses, including our .080" sheet, providing comprehensive protection for your walls, doors and cabinetry.

In addition to providing exceptional protection, our wall coverings add texture and color to any design scheme, serving as a finishing touch to complete a unified presentation in wall protection system designs. With a wide selection of sheet sizes and rolls, as well as 70 standard colors, our high-quality wall covering truly stands out from the crowd. We also enable customers to choose custom color designs for their wall coverings. Choose Pro-Tek® Vinyl Wall Coverings and access the unmatched versatility you need regardless of your project size or scope.

**WC-30, 40, 60, 80**
70 **NXT** **H**

Our wall covering products offering of durable protection for walls from damage. Protection levels match the facility requirements with 4 thicknesses to choose from. A myriad of colors, textures, and sizes are available to ensure that this product can be integrated to match any existing décor.

 WC-30 ————  .030" (0.8)

 WC-40 ————  .040" (1.0)

 WC-60 ————  .060" (1.5)

 WC-80 ————  .080" (2.0)

Product Code	Dimension	Fire Rating	Case Size
WC-30	.030"	Class A	30 Pieces
WC-40	.040"	Class A	20 Pieces
WC-60	.060"	Class A	16 Pieces
WC-80	.080"		12 Pieces

Top/End Caps WC-98 for use with .030" - .060"
WCT-98 for use with .080"

Joint Cover WC-99 for use with .030" - .060"
WCT-99 for use with .080"

Inside Corner WC-100 for use with .030" - .060"
WCT-100 for use with .080"

Outside Corner WC-101 for use with .030" - .060"
WCT-101 for use with .080"

Accessory Moldings available in 8" - 0" and 10" - 0" lengths. Pawling offers a complete line of installation accessories. See our installation instructions for more detailed information on our website at pawling.com.


70 Standard Colors Available

H Heartwood Patterns Available

NXT Pro-Tek NXT Available

RC Red-E-Clip System Option



Door and Frame Protection

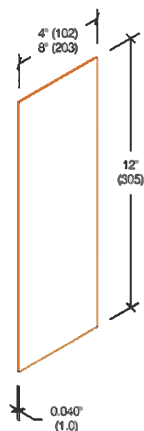
It's easy to forget how vulnerable doors and entryways are to potential damage from equipment and pedestrian traffic. Pawling's door and frame protection products can reduce costly maintenance and repairs that result from normal, day-to-day abuse.

We offer products that can be customized, for instance, with one or two bends that wrap around and protect the door edge. Such innovative solutions can also include a wove cut feature. Additionally, we design and manufacture products that are suitable

for specific environments, such as stainless steel door jam guards that protect doorways in a variety of biomedical and lab settings.

By using our door and frame protection products, you can rest assured that your entryways are well-protected. This minimizes risk of damage while saving you time and money related to repairs. Our products are available in a virtually unlimited variety of sizes and shapes, and can be further customized to complement your facility's decor. Trust Pawling for reliable door and frame protection solutions that offer both functionality and aesthetics.

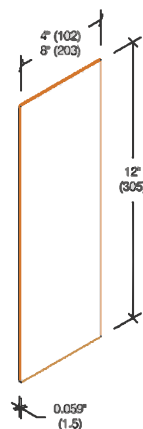
PPV-40, 60



70

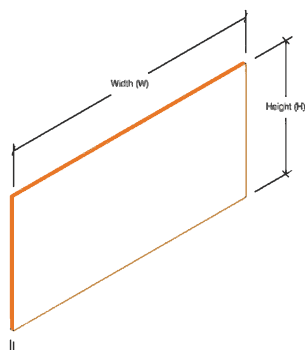
These vinyl push plates withstand the demands of high traffic areas. Available in .040" (PPV-40) and .060" (PPV-60) thickness.

PPS-16



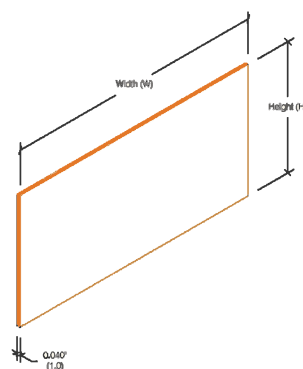
The PPS-16 push plate combines the durability and cleanliness of stainless steel. Great for use in high traffic areas especially in medical facilities, and laboratories.

KPS-16




For maximum door protection the KPS-16 kick plate is an excellent option. Custom made to exact sizes for easy installation. Pairs nicely with our PPS-16.

KPV-40, 60




Available in both .060" and .040" thickness, it arrives custom cut to your desired sizes and can be customized with bends to wrap around and protect the door edge as well.

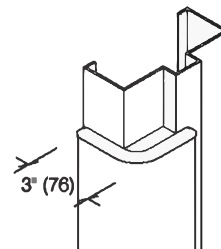



DFC-1**70**

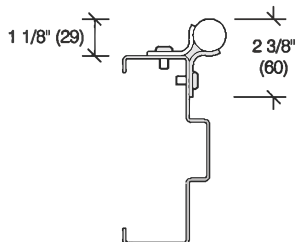

Manufactured to your custom requirements, this one-piece solid door frame guard is constructed to protect your entire door frame surface.

**DFG-30****70**

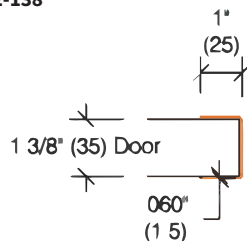
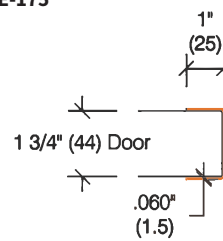
An aluminum retainer supports a rigid cover that affords added strength and protection. Installed with a 3" wing protection over your existing metal door frame.

**DFGS-100**

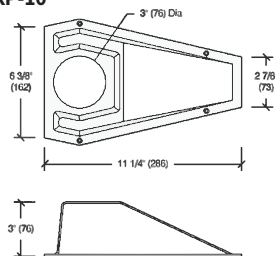
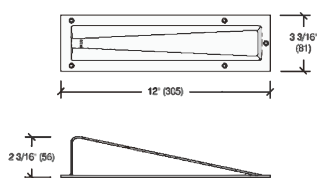
Stainless steel door jamb guard protects doorways in a variety of biomedical and lab settings. Perfect to pair with our other stainless steel impact protection products.

**DE-138, 175****70**

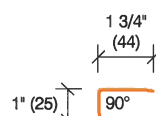
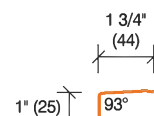
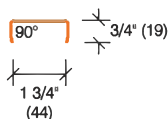
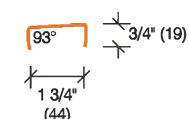
Permanently shield your door edge to protect it from unsightly marring and excessive wear. DE-138 fits 1-3/8" doors; DE-175 fits 1-3/4" thickness.

DE-138**DE-175****DKP-10, 12**

The tapered design of the DKP-12 helps deflect collisions that can destroy a doorknob or cause serious injury. The cup-like shape of the DKP-10 provides complete protection.

DKP-10**DKP-12****DES-190, 193, 290, 293**

DES-190 and DES-193 protect the edge and one side of a door; DES-290 and DES-293 wrap around to protect the edge and two sides.

DES-190**DES-193****DES-290****DES-293**

**PROJECT SPOTLIGHT****EllisDon Construction
Canada**

Products installed:

- **BR-4EMW**
- **WG-30 Wall Guard**
- **KPS Stainless Steel Kickplate**



Equipment and Cart Bumpers

Protect more than your walls with our line of cart and equipment bumpers. Pro-Tek® protection ensures that your carts and equipment are just as well-protected as other areas of your facility. This not only saves you the hassle and expense of repairing or replacing damaged carts and equipment, but also helps maintain a cohesive and polished look throughout your space.

Our cart and equipment bumpers also offer exceptional versatility. These products can be mounted on nurse stations, retail counters or islands to protect against cart damage in high-traffic areas.

By coordinating with other impact protection profiles, you can easily maintain a common theme and decor in your space while also providing top-notch protection.

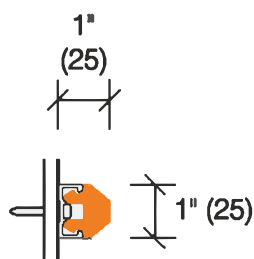
At Pawling, we understand the importance of durable and effective protection for your facility, and our cart and equipment bumpers are no exception. Built to last and fully customizable, these products offer exceptional value to project managers, general contractors and other customers looking to ensure the longevity and aesthetic appeal of their space.

EB-1

The original, EB-1 has a flexible vinyl cover and aluminum channel.



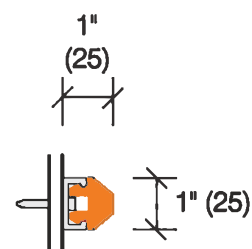
Dimensions	Material
1"D x 1"H	Flexible vinyl with aluminum channel

**EBRF-1**

EBRF-1 combines a flexible vinyl cover and rigid vinyl channel. This is Pawling Corp's most flexible bumper system, capable of encircling round columns with ease.



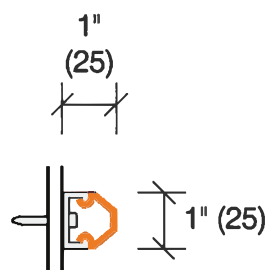
Dimensions	Material
1"D x 1"H	Flexible vinyl with rigid vinyl channel

**EBRU-1**

EBRU-1 consists of a cover and channel, both made from rigid vinyl.



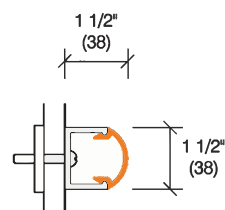
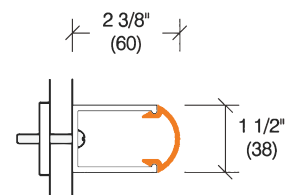
Dimensions	Material
1"D x 1"H	Flexible vinyl with rigid vinyl channel

**WG-1, 2**

A cost effective alternative, the WG-1 and WG-2 series wall guards feature rigid vinyl inserts with a clear anodized aluminum channel for easy installation.



Product Code	Dimensions	Material
WG-1	1-1/2"D x 1-1/2"H	Rigid vinyl with aluminum channel
WG-2	2-3/8"D x 1-1/2"H	Rigid vinyl with aluminum channel

WG-1**WG-2**

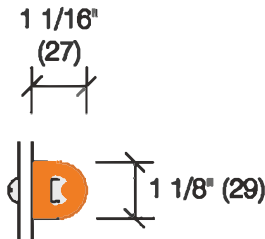


EB-10



A rigid vinyl bumper that has the ability to conform to equipment and wall contours with a steel insert.

Product Code	Dimensions	Material
EB-10	1-1/16"D x 1-1/8"H	Rigid vinyl with steel insert

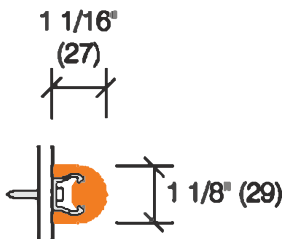


EB-21



Similar to the EB-10, the EB-21 provides similar flexibility, but comes with an aluminum retainer.

Product Code	Dimensions	Material
EB-21	1-1/16"D x 1-1/8"H	"Lock in Place" flexible vinyl on aluminum retainer




MD-1

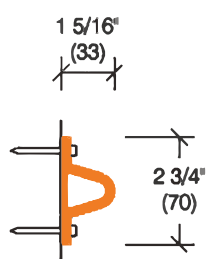
These flexible vinyl bumpers provide the protection you need for both interior and exterior applications.

**MD-2**

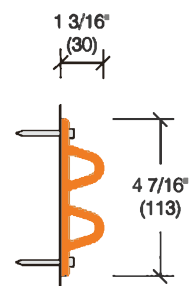
Excellent for marine and industrial applications, this product has 4-7/16" surface area.



Product Code	Dimensions	Material
MD-1	1-5/16"D x 2-3/4"H	Single-Bulb flexible vinyl



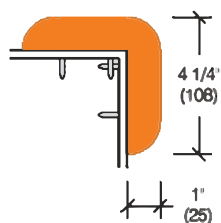
Product Code	Dimensions	Material
MD-2	1-3/16"D x 4-7/16"H	Double-Bulb flexible vinyl

**EB-20**

In a non-marking gray rubber, EB-20 will protect cart, cabinet, and countertop corners from damage.



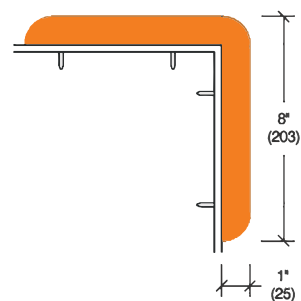
Dimensions	Material
4-1/4"W x 4-1/4"H x 1"D	Molded Rubber

**EB-8**

EB-8 is made from flexible vinyl to provide durable corner protection for carts, cabinetry, and countertops in a variety of colors.



















Dimensions	Material
1"D x 8"H	Molded Flexible Vinyl



Impact Protection

Colors &
Finishes

Standard Colors

						
10 White	301 Linen White	361 Pearl	646 Monterey	554 Mission White	541 White Sand	370 Eggshell
						
497 Chablis	682 Khaki Brown	313 Champagne	555 Porcelain	411 Pumice	193 Wheat	676 Dover White
						
569 Saffron	263 Pale Yellow	2 Ivory	268 Doeskin	718 Silkworm	21 Cappuccino	113 Toffee
						
379 Mojave Sand	148 Desert Sand	3 Tan	694 Cafe Au Lait	288 Mocha	359 Ginger Spice	486 Caisson
						
4 Brown	385 Beige Desert	269 Ecru	494 Lavender Heather	381 Dawn	373 English Rose	304 Victorian Rose
						
380 Cordovan	176 Taupe	96 Portobello	238 Bone	22 Woodlands	483 Harvard Gray	297 Chinchilla
						
454 Chateau	451 Vaporize	452 Black Pepper	316 Shoreline	94 Summer Fog	210 Silver Gray	289 Pearl Gray
						
5 Gray	29 Blue Ice	382 Stormy Blue	369 Blue Fog	490 Blue Bird	520 Brittany Blue	265 Windsor Blue
						
293 Sea Foam	371 Sage Green	300 Grotto	376 Pale Jade	377 Teal	156 Hunter Green	583 Alexis Blue
						
175 Amazon	281 Bermuda	234 Plumberry	421 Dandelion	255 Monarch	337 Carnival Red	1 Black

Impact Protection Systems

Heartwood Colors



810 Classic Maple




811 Natural Maple



813 New England Maple



812 Harvest Maple



824 Vintage Oak




826 Chatham Oak



822 Cherry



820 Berkshire Cherry



821 Washington Cherry

Adirondack Wood Stains



132 Clear



475 Early American




476 Light Cherry



474 Dark Cherry




478 Walnut



380 Cordovan


Flexible Vinyl Inserts for Wood Wall Guard




541 White Sand




370 Eggshell




2 Ivory




148 Desert Sand




3 Tan




380 Cordovan




371 Sage Green




156 Hunter Green



265 Windsor Blue



490 Blue Bird




1 Black

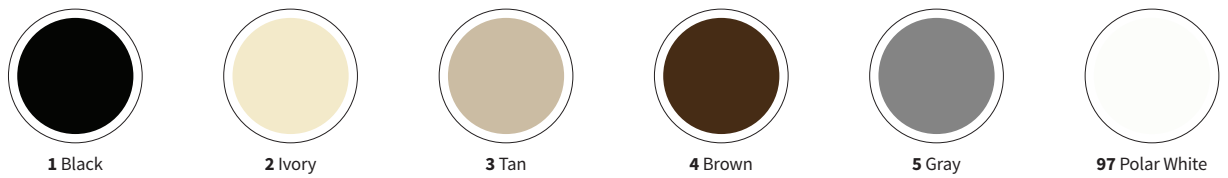
Polycarbonate Corner Guards




Door Knob Protectors



EB-1, EBRF-1 and EB-8



EBRU-1




EB-10/EB-21




Impact Protection Systems


Pro-Tek NXT




301 Linen White




648 Monterey




370 Eggshell




313 Champagne




2 Ivory




3 Tan




371 Sage Green




210 Silver Gray




554 Mission White




718 Silkworm




21 Cappuccino




682 Khaki Brown




583 Alexis Blue



4 Brown



5 Gray




1 Black


Powder Coat Finishes




780 Bronze Hammertone




781 Gray Hammertone




782 Silver Hammertone




783 Blue Hammertone



784 Green Hammertone




790 Gray Hammer




791 Black Hammer


WG-1/WG-2




1 Black




5 Gray



210 Silver Gray



301 Linen White




265 Windsor Blue




297 Chinchilla



370 Eggshell




377 Teal



385 Beige Desert


MD-1/MD-2




1 Black




3 Tan




4 Brown



5 Gray



10 White



70 Safety Yellow

Entrance Matting Systems



Pawling's line of Pro-Tek® Entrance Mats and Gratings offers a wide variety of options for a multitude of applications. A properly designed system plays a vital role in providing a safe, clean and attractive entryway and interior environment. With a variety of colors, frame materials and layout options to choose from, Pro-Tek® Entrance Mats and Gratings can meet the needs of all commercial, industrial and institutional facilities.



What our customers say...

As a distributor of Pawling Corporation products since 2006, we at Grupo Cosmos have had a long and rewarding relationship with Pawling. From the start, they've provided product technical guidance and business support, and they have treated our staff warmly.

We love working with Pawling because they provide high-quality products which are shipped on time and in good condition. Due to the excellent qualities in terms of material properties, technical tests and finishes that meet the end users specifications, their products are well received in Argentina.

Thanks Pawling for always collaborating with Grupo Cosmos.

DIEGO LUSKI

Rol-Dek System

Protecting your building from moisture and debris starts with Pawling's complete line of custom Pro-Tek® entrance mats – like our Rol-Dek® Series. You can achieve a sleek, architectural look with a quality product that rolls up quickly for easy maintenance and cleaning.

Drain Well System

Make a statement at your entrance with our heavy-duty Drain-Well® entrance mats. With multiple options to choose from, you're sure to find the one that meets your needs. Trapping grime is easier with our Drain-Well® Series – moisture and dirt scrapes off shoes and gets trapped beneath the surface.

Heavy-Duty Rubber Matting

Pawling's Heavy-Duty Rubber Entrance Mats are designed to trap debris and minimize soil tracked into your building. Our Mats feature excellent coverage for both interior and exterior high traffic areas with slip resistance that exceeds ADA recommendations.

Metal Grating

Our Pro-Tek® metal entrance gratings combine the beauty of metal with the exceptional strength of grid systems that are designed to stand up to the toughest traffic. Use in conjunction with our Maxi-Tuft Long Wear Carpet Matting to brush and remove moisture while providing a dramatic look for your entryway. Our metal gratings also feature a smooth rollover capacity, which enables easy installation and maintenance.

Heavy-Duty Carpeting

Bring an upscale appearance to high-abuse or high-traffic areas with Pawling's Pro-Tek® Heavy-Duty carpets. With a durable, rugged blend of heather fiber that provides excellent resistance to fading and UV light degradation, our heavy-duty carpets are perfect for interior and exterior applications.

Vinyl Entrance and Backed Mats

Pawling's Pro-Tek® Line of Maxi-Tuft Long Wear Carpet and Natural Cocoa Mats provides densely tufted fiber construction for exceptional brushing and drying performance.

MATERIAL OPTIONS

Choose Your Inserts

Pawling provides a combination of strength and reliability with the convenience of choice. When choosing your Entrance Matting system for your new project please recognize that we offer different materials and arrangements to fit what ever you might need. Pawling always focuses its resources on keeping our inventory updated with the latest technologies and finishes that are desired in the current markets.

Explore all we have to offer. You never know how the different products will impact your decisions.



Aluminum Abrasive

A rough textured insert that protects against heavy foot traffic.

Maxi Tuft Carpet

Multi-use carpet inserts for every application in entrance ways.

Bristle Filament


Abrasive inserts that act as brushes for dirt and debris.

Corrugated Aluminum

Strong lightweight aluminum inserts used for a polished aesthetic in your entrances.


Rigid Corrugated Vinyl

Rugged and durable vinyl inserts perfect for coverage of a large area.




Products with **Aluminum Abrasive** Inserts

- Rol-Dek: EM-500, EM-650, EM-800
- Drain Well: RG-250, RG-300, RG-400




Products with **Maxi Tuft Carpet** Inserts

- Rol-Dek: EM-500, EM-650, EM-800
- Drain Well: RG-250, RG-300, RG-400




Products with **Bristle Filament** Inserts

- Rol-Dek: EM-500, EM-650, EM-800
- Drain Well: RG-250, RG-300, RG-400



Products with **Corrugated Aluminum** Inserts


- Rol-Dek: EM-500, EM-650, EM-800
- Drain Well: RG-250, RG-300, RG-400



Products with **Rigid Corrugated Vinyl** Inserts

- Rol-Dek: EM-500, EM-650, EM-800
- Drain Well: RG-250, RG-300, RG-400

Framing Options




RGF-250

All aluminum recessed frame used for securing RG-250 Drain-Well series matting products.




RGF-300

Aluminum recessed frame used for securing RG-300 Drain-Well series matting products.



BSF-225

Aluminum surface frame can be used with any of our 3/8" - 5/8" mats, including Rol-Dek®, Dura-Tile, Vinyl Modular Tiles, Link mats, Vinyl Backed mats and Carpet.



SSF-125TF

Aluminum threshold frame can be used for perimeter framing transitioning from bevel-edge threshold to recess.



SSF-125

Aluminum recessed frame can be used with any of our 3/8" - 5/8" mats, including, Rol-Dek®, Dura-Tile, Vinyl Modular Tiles, Link mats, Vinyl Backed mats and Carpet.



MRF-1002

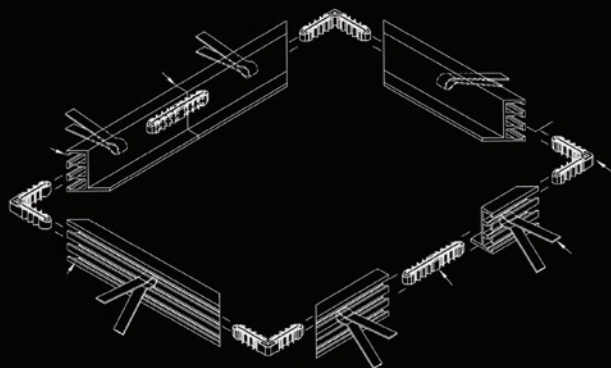
Aluminum recessed frame can be used with any of our 3/8" - 5/8" mats, including, Rol-Dek®, Dura-Tile, Vinyl Modular Tiles, Link mats, Vinyl Backed mats and Carpet.



MRF-1005

Solid architectural bronze, recessed frame can be used with any of our 3/8" - 5/8" mats, including, Rol-Dek®, Dura-Tile, Vinyl Modular Tiles, Link mats, Vinyl Backed mats and Carpet.

Held in Place. Equally Durable. Find Your Fit.




Pawling has engineered the finest frames to pair with your entrance matting systems. Most of our durable framing is composed of light weight mill finish aluminum.

We also include some products available in architectural bronze, clear and black anodized finished. Matting and grating systems are assembled in-house to guarantee the finest fit for your entryways. These framing options are the first step in determining how your project will come together.

Choose Sustainable Products.

Pawling has developed a system to take expired rubber tires and recirculate the material back into new building projects. Our highly durable rubber matting is 100% recycled. Save on cost and promote a sustainable blueprint for your next entryway, hallway or lobby. We create many products that help keep your environmentally plans on track.

100% Recycled Rubber Matting 



Products with recycled options
EM-70 Series and **LT-50, 51 Series**



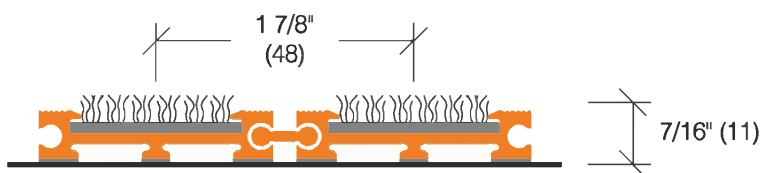
Rol-Dek Matting System

Pawling's Rol-Dek® Entrance Mats and Gratings are the perfect solution to keep your facility clean and safe while giving your entrance a cohesive and aesthetically pleasing look. Our high-quality products provide essential protection against excess dirt and moisture, reducing the risk of slips and falls. Having a grime-free and hygienic space also reduces maintenance costs by minimizing the need for cleaning and repairs.


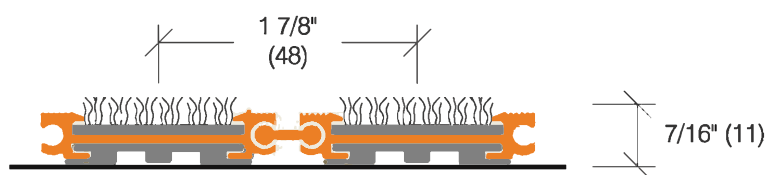
In addition to their practical benefits, Pro-Tek® Entrance Mats and Gratings come in a variety of colors, frame materials, and layout options,

allowing you to create a customized look that fits your brand and style. With a range of durable and stylish options to choose from, you can enhance the appearance of your entryway while also providing top-notch protection.

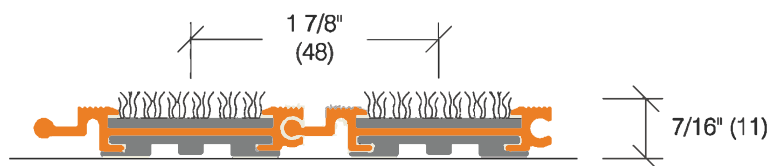
At Pawling, we take pride in our ability to offer high-quality entrance mats and gratings. We look forward to helping you design safe, clean, and attractive entryways and interior environment for your commercial, industrial, or institutional facility.

EM-500

EM-500 Rol-Dek® entrance mats are made of black vinyl with a perforated vinyl hinge. With an easy roll back feature that allows for easy cleaning.

EM-650

EM-650 Rol-Dek® entrance mats feature a quiet vinyl hinge connecting the aluminum rails to minimize clatter. Perfect for high traffic interior or covered exterior environments.

EM-800

EM-800 Rol-Dek® entrance mats feature a sleek architectural appearance and is available with a solid or perforated aluminum hinge.




**PROJECT SPOTLIGHT**

Greenwich Library Greenwich, CT

Products installed:

- RG-250 Drainwell Matting System
- Maxi Tuft Long Wear Insert



Drain Well Matting System

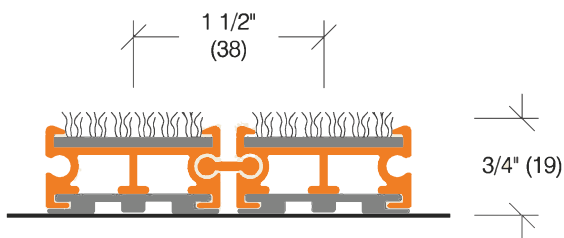

Make a statement at your entrance with our heavy-duty Drain-Well® entrance mats. With multiple options to choose from, you're sure to find the one that meets your needs. Trapping grime is easier with our Drain-Well® Series - moisture and dirt scrapes off shoes and gets trapped beneath the surface. Available in four aluminum finishes, our Drain-Well® gratings will give you the aesthetic look you want with the entrance protection your building needs.

With Drain-Well® entrance mats, you get even more benefits. These mats feature six different tread insert options, allowing you to choose the perfect combination of colors and functions. You can also have the mats custom fabricated to meet specific needs such as arcs and patterns.

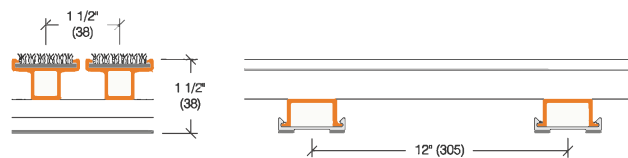

Additionally, our Drain-Well® entrance mats are designed with a continuous resilient vinyl cushion to reduce clatter, providing a more peaceful environment. Standard level bed frame systems are also available. In addition, these mats are fabricated from at least 70% recycled aluminum, making them an eco-friendly choice for your facility.

RG-250

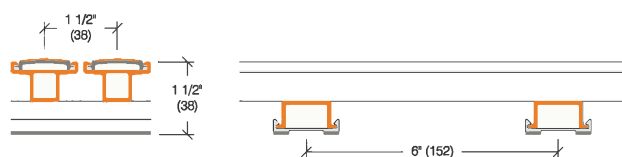
RG-250 Drain-Well® entrance mats feature a quiet vinyl hinge connecting the aluminum rails to minimize clatter. Perfect for high traffic interior or covered exterior environments.

**RG-300**

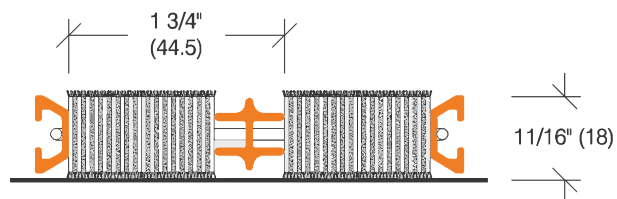

RG-300 Drain-Well® entrance mats feature 1 1/2" deep rails and can be installed as a standard level bed frame or with an option for deep pit installation.

**RG-400**

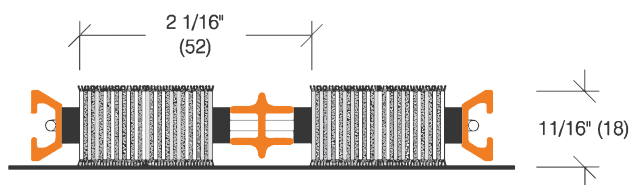

The RG-400 Drain-Well® has its boxbeam rails fastened 6" on center-closer together to provide even greater support.

**EM-70-CD**

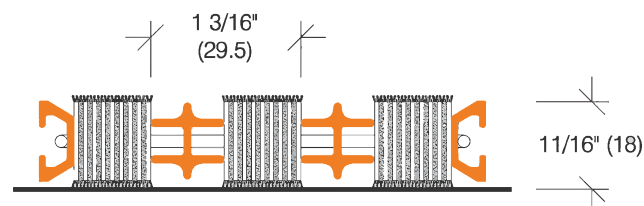

Recycled rubber entrance mat with closed construction with a double rubber strip.

**EM-70-OD**

Recycled rubber entrance mat with open construction with a double rubber strip.

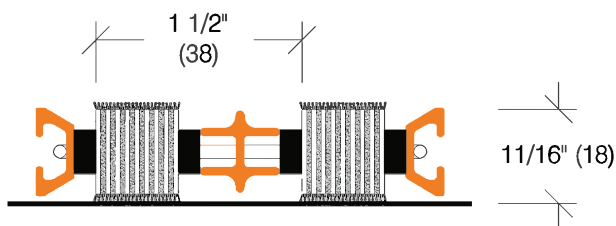

**EM-70-CS**

Recycled rubber entrance mat with closed construction with a single rubber strip.




EM-70-OS

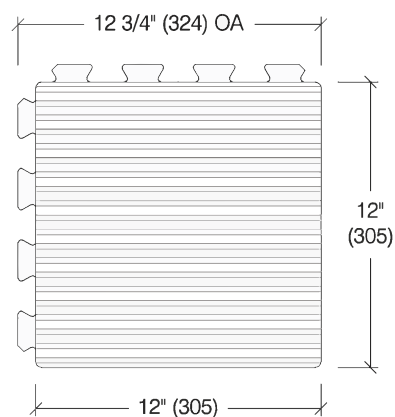

Recycled rubber entrance mat with open construction with a single rubber strip.



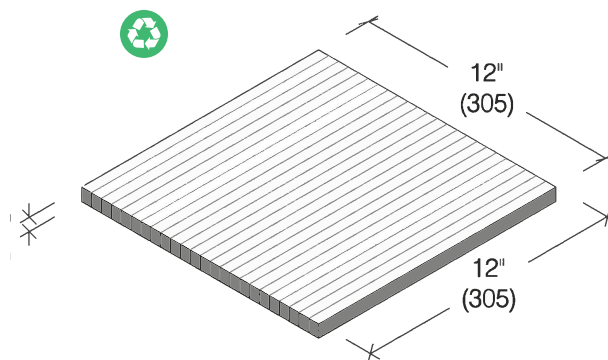
Heavy Duty Rubber Entrance Mats

EM-205

Pawling's Hi-Rib rubber entrance mats feature deep groove corrugations to trap debris and minimize soil tracked into your building. With a patented flexible "Wiper Blade" design, Hi-Rib mats remove debris efficiently from shoes.

**LT-50, 51**

If it's tough brush and dry entrance protection you need, consider our Dura-Tile—100% recycled rubberized tire strips buffed to a chenille finish and bonded to a durable fiberglass backing. The parquet-style installation provides a versatile, non-directional traffic surface.



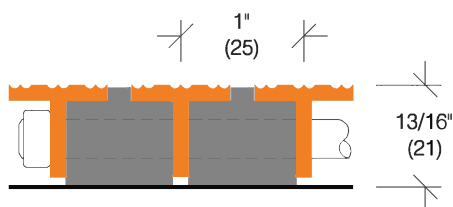

Metal Grating Systems

All styles feature:

- Clean Architectural lines for an elegant, high-tech appearance
- All-weather durability and easy cleaning
- Safe, heel proof design
- Gratings can be temporarily removed for thorough cleaning
- Excellent choice for applications involving wheeled equipment

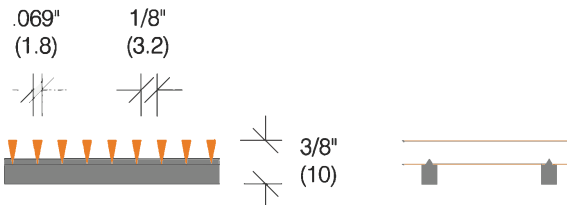

RG-200

For an architectural look, choose our RGA-200 aluminum metal grating. This system is strong enough to support all types of traffic, while still maintaining its upscale look.



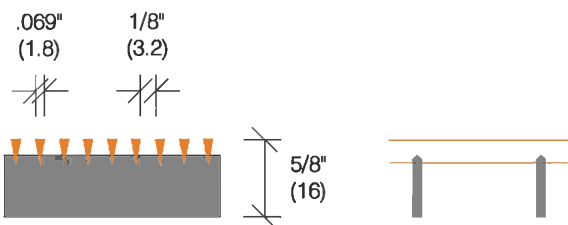
RG-700

A heavy-duty stainless steel grating system designed for tough traffic. With its 3/8" depth, it is well suited for both interior and exterior applications.



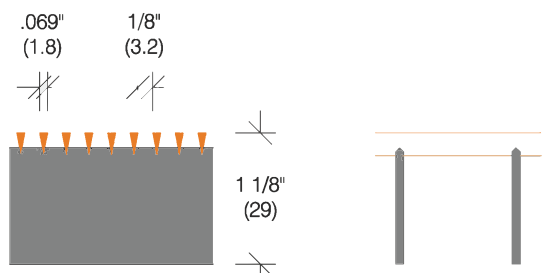

RG-710

A stainless steel grating system with a larger 5/8" depth. Structured to have smooth rollover capability perfect for applications involving wheelchairs or gurneys.



RG-720

Our deepest stainless steel grating system at 1-1/8". The RG-720 performs its best in entrance ways in need of protection from high foot traffic while maintaining the beauty of metal.



Heavy Duty Carpets

EM-20, 22



Easy to clean and durable Berber Carpets are an excellent addition to any entryway. Various roll width available and even convenient tiles (EM-22).




EM-40



Fiberbond constructed mating with coarse fibers that effectively trap soil and debris.



EM-50



This Jaguar Carpet has coarse double rib pattern, Fiberbond construction and a nonskid rubber backing.



Vinyl Backed Mats

EM-701




Pawling Pro-Tek®'s Maxi-Tuft Long Wear Carpet provides densely-tufted fiber construction for exceptional brushing and drying performance.



EM-300, 301, 302



Pawling Pro-Tek®'s Natural Cocoa Mats are a denser pattern construction with a resistance to wear and tear with standard color choice.



Custom Logo Mats

Logo Mat

This economical, jet dye printed nylon mat, has a washable nitrile rubber backing. Using a 4 color dye printing process, Quadra print can create almost any color and image you require.



PROJECT SPOTLIGHT

Warner Theatre

Torrington, CT

Products installed:

→ Heavy Duty Rubber Entrance Mats






Entrance Matting

Colors &
Finishes


Maxi Tuft Long Wear Insert




536 Black Granite




537 Dark Gray




592 Chrome




18 Sand




538 Navy




402 Dusk



596 Winter Slate



539 Denim



531 Emerald


Bristle Filament Insert



18 Sand



4 Brown



344 Teal

EM-20/EM-22



66 Beige



176 Taupe



17 Natural



71 Slate Gray



38 Charcoal



122 Blue Gray



260 Medium Blue



261 Medium Green



360 Midnight Blue



1 Black

EM-40



38 Charcoal

Entrance Matting Systems

Corrugated Aluminum Insert




405 Mill Finish


Aluminum Abrasive Insert




1 Black



7 Terra Cotta



4 Brown



5 Gray


Rigid Corrugated Vinyl Insert




374 Ash Brown



7 Terra Cotta








289 Pearl Gray




1 Black



385 Beige Desert

EM-300/EM-301/EM-302**17** Natural**38** Charcoal**4** Brown**EM-50****38** Charcoal**57** Chocolate**EM-701****1** Black**38** Charcoal**Mat and Frame Finishes****401** Mill Finish**403** Clear Anodized**404** Medium Bronze**462** Black Anodized

Parking & Traffic Safety



Pro-Tek® products are designed to safeguard walls, corners, and columns exposed to vehicular traffic, and to control vehicle movement to reduce the incidence of personal injury to employees, customers, and pedestrians. Tell us what your impact protection and vehicle control issues are, and let us suggest a comprehensive system utilizing Pro-Tek® products to protect your facility. See for yourself the difference that Pro-Tek® products can make.



What our customers say...

The team at Pawling really put an emphasis on customer service. Working with them on the New Oakville Hospital, our schedule for deliveries was always met or exceeded. When rush orders for material were placed, they worked magic to get it shipped out asap. They don't back down from the challenge of solving problems, and customizing products.

CHRIS MUNNINGS

Heavy-Duty Systems

Pro-Tek's® Heavy-Duty Wall Guard and Corner Guard series features superior protection from damage caused by all types of traffic. Our proprietary compounds provide chemical and industrial applications. Whether it's a warehouse, parking garage, loading dock or other high-traffic areas, Pro-Tek® Heavy-Duty Wall Guards will do the job right—protecting both your people and your property.

Parking Systems

Bracing for all categories of vehicles. The need for Parking Blocks as backup for impact protection is often an overlooked aspect of project planning. Choose the variety of color and material to fit the need of your parking garage or person space.





Heavy-Duty Systems

Pro-Tek's® Heavy-Duty Wall Guard and Corner Guard series offers superior protection from damage caused by all types of traffic. These products are specifically designed for high-traffic areas such as warehouses, parking garages and loading docks. Our proprietary compounds provide excellent abrasion and weather resistance, as well as chemical and UV stability, resulting in a line of heavy-duty products that is well-suited for most commercial and industrial applications. In addition, our heavy-duty system includes products that offer maximum impact resistance.

Pro-Tek® heavy-duty options also include a popular chamfered profile, which not only provides added aesthetic value but also offers excellent protection for walls and vehicles. With this variety of options, you can choose the one that best fits your facility's needs.

With Pro-Tek® Heavy-Duty products, you can guarantee protection for walls and vehicles, while safeguarding those who use your facilities. Our products also help you reduce the costly maintenance and repairs that come as a result of normal, day-to-day traffic. Choose Pro-Tek® for maximum protection and peace of mind.


E-1

Used extensively in parking garages, industrial plants, warehouses, and building service areas, the E-1 can be wrapped around cylindrical columns of 18" diameter or greater. Use it to protect the entire environment flat or curved, inside or out.



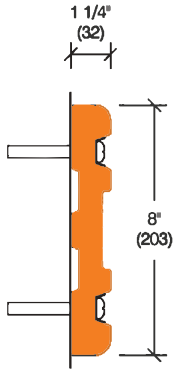
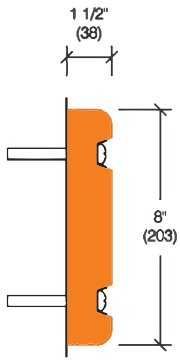
E-2

For weather resistance and a non-marking surface, choose our urethane E-2 wall guard with matching molded end caps and outside corners. Best for heavy-duty impact areas.



Dimensions	Material	Impact Protection
1-1/2"D x 8"H	EPDM Rubber	Ultra Heavy-Duty

Dimensions	Material	Impact Protection
1-1/2"D x 8"H	Urethane	Heavy-Duty



ER-25, 45

Like ER-45, ER-25 features a solid block design for maximum impact resistance and chamfered edges for safety.



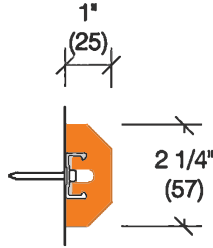
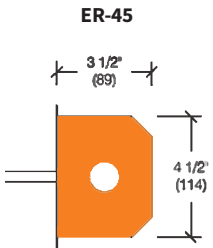
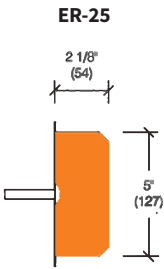
EB-15

Mounted on an aluminum retainer, the EB-15 offers excellent resistance to abrasion and weather, so it's great for use indoors and out. The retainer provides even greater impact protection and is easily installed with no visible hardware.



Product Code	Dimensions	Material	Impact Protection
ER-25	2-1/8"W x 5"H	EPDM Rubber	Ultra Heavy-Duty
ER-45	3-1/2"W x 4-1/2"H	EPDM Rubber	Ultra Heavy-Duty

Dimensions	Material	Impact Protection
1"D x 2-1/4"H	EPDM Rubber	Heavy-Duty

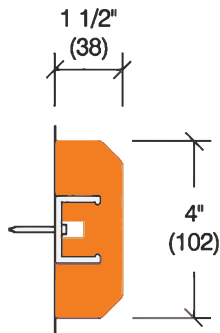


EB-4




The EB-4 safeguards property in a variety of areas. Like the smaller version EB-15, it has good abrasion and weather resistance and is equally easy to install. Molded end caps and outside corners completes the installation.

Dimensions	Material	Impact Protection
1-1/2"D x 4"H	Urethane	Medium

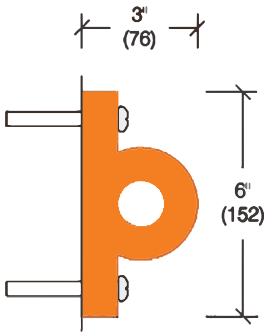


WT-30



Our wing-type bumper combines the impact absorption of a hollow cylindrical design with the ease of wing-mounted installation.

Dimensions	Material	Impact Protection
3"D x 6"H	EPDM Rubber	Heavy-Duty

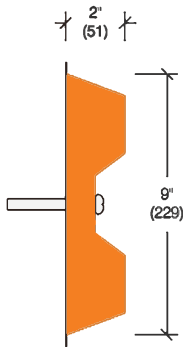


M-2



Similar to our E-1, but larger still for maximum surface protection (2"D x 9"H), M-2 is a popular chamfered profile. It offers an added aesthetic value while still providing excellent protection for walls and vehicles.

Dimensions	Material	Impact Protection
2"D x 9"H	EPDM Rubber	Ultra Heavy-Duty

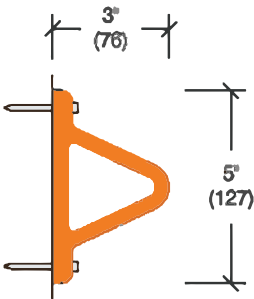


MD-5



Designed for maximum roll action and provides good weather resistance. This extruded natural rubber wall guard with molded urethane end caps provides excellent protection in service corridors.

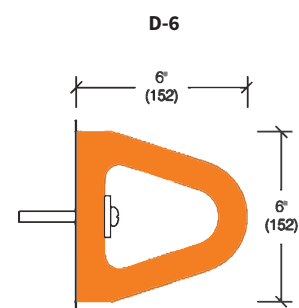
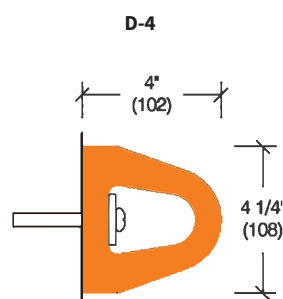
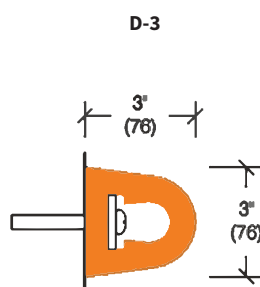
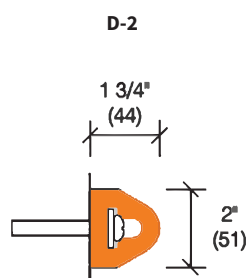

Dimensions	Material	Impact Protection
3"D x 5"H	Natural Rubber	Heavy-Duty



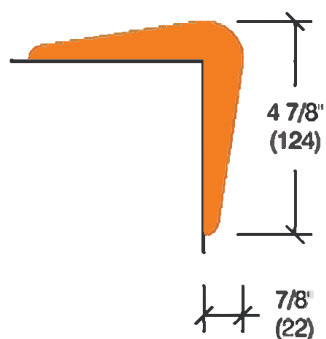

D-2, 3, 4, 6

Product Code	Dimensions	Impact Protection	Colors
D-2	1-3/4"D x 2"H	Medium	Black, Gray
D-3	3"D x 3"H	Heavy-Duty	Black
D-4	4"D x 4-1/4"H	Ultra Heavy-Duty	Black, Gray, Yellow
D-6	6"D x 6"H	Ultra Heavy-Duty	Black

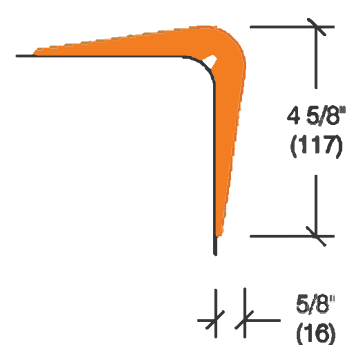

D-shaped bumpers offer excellent protection in high impact areas. Made of durable EPDM rubber this heavy duty bumper is suitable for interior or exterior use and can be found in loading docks, parking garages, and industrial facilities.

**CG-1**

Like CG-5, our CG-1 is a natural rubber corner guard with 4" wings. CG-1 features a non-marking gray color.

**CG-2, 2E**

Also available in EPDM rubber (CG-2E), these 4 5/8" wing corner guards offer durable protection in different environments. Use CG-2 for interior installations.



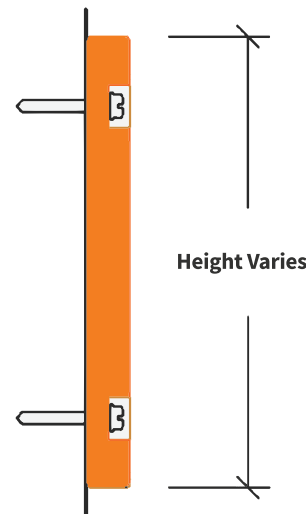
PEW-14, 16, 18, 110, 113, 118

An environmentally friendly alternative to rubber, these 3/4" thick Pro-Tek® Earth™ profiles are excellent options for moderate to heavy-duty abuse areas, such as service corridors or loading dock areas. Made of 100% recycled high-density polyethylene (HDPE).




Product Code	Dimensions	Material	Impact Protection
PEW-14	3/4"D x 3-1/2"H	Recycled HDPE	Heavy-Duty
PEW-16	3/4"D x 5-1/2"H	Recycled HDPE	Heavy-Duty
PEW-18	3/4"D x 8"H	Recycled HDPE	Heavy-Duty
PEW-110	3/4"D x 9-1/2"H	Recycled HDPE	Heavy-Duty
PEW-113	3/4"D x 12-1/2"H	Recycled HDPE	Heavy-Duty
PEW-118	3/4"D x 18"H	Recycled HDPE	Heavy-Duty

3/4"
(19)

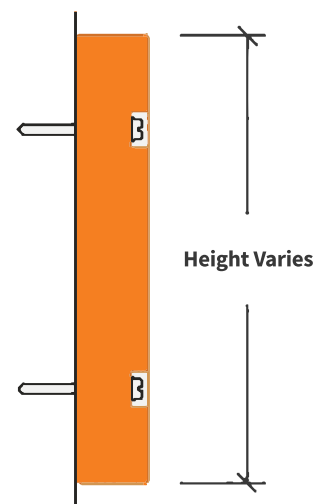
**PEW-24, 26, 28, 210, 212**

Pro-Tek® Earth™ 1-1/2" thick wall guards will protect your facility in even the heaviest abuse areas, such as factories, warehouses, and loading docks. Just like our 3/4" thick Pro-Tek® Earth™ products, these are made of 100% recycled high-density polyethylene (HDPE).



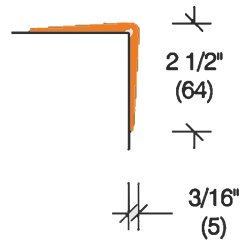
Product Code	Dimensions	Material	Impact Protection
PEW-24	1-1/2"D x 3-1/2"H	Recycled HDPE	Heavy-Duty
PEW-26	1-1/2"D x 5-1/2"H	Recycled HDPE	Heavy-Duty
PEW-28	1-1/2"D x 7-1/2"H	Recycled HDPE	Heavy-Duty
PEW-210	1-1/2"D x 9-1/2"H	Recycled HDPE	Heavy-Duty
PEW-212	1-1/2"D x 11-1/2"H	Recycled HDPE	Heavy-Duty

1 1/2"
(38)

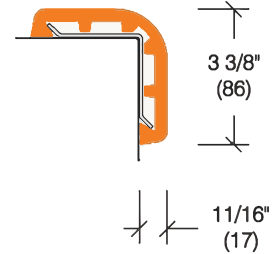


CG-3

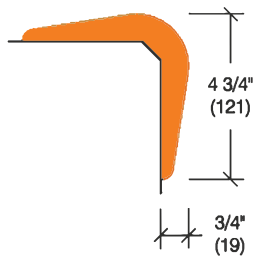

CG-3 combines the reduced cost of flexible vinyl with a variety of color options to handle a variety of heavy-duty impact protection applications.

**CG-4**

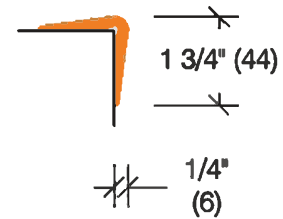
A combination of EPDM rubber with a retainer/snap-on-cover. Comes with black urethane ends caps and a galvanized steel retainer.

**CG-5**

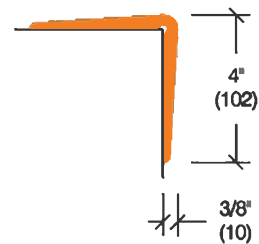
Like CG-1, CG-5 is a natural rubber corner guard, with 4 3/4" wings. CG-5 features a non-marking gray color and special chamfered corners.


**CG-9**


CG-9 is our smallest and most inexpensive flexible vinyl corner guard.

**CG-15**

Our largest flexible vinyl heavy-duty corner guard, the CG-15 has a 4" wing and provides durable protection for both interior and exterior installations.







PROJECT SPOTLIGHT

**Industrial Parking
Queens, NY**

Products installed:

- **PB-2 Parking Blocks**
- **E-2 Heavy Duty Bumpers**



Parking Systems

Pro-Tek® Parking Systems are designed to safeguard walls, corners and columns exposed to vehicular traffic. These products also help control vehicle movement, reducing the incidence of personal injury to employees, customers and pedestrians. Additionally, we offer customizable styles perfect for aircraft and medium sized trucks, making our line of products the ideal solution for countless impact protection and vehicle control issues.

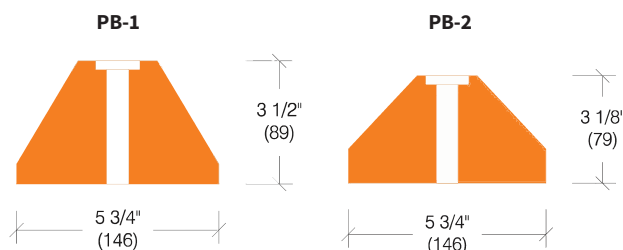
We understand the importance of high-quality safety products and offer the design and manufacturing capacity necessary to meet your unique needs. Simply tell us what challenges you're facing, and we'll suggest the perfect combination of products to protect your facility.

With our top-of-the-line protection and customizable styles, you can reduce risks and maintain confidence no matter the size or complexity of your project. Contact us to see for yourself the difference that Pro-Tek® products can make.



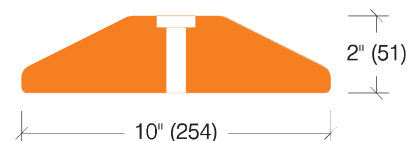
PB-1, 2

Our 100% recycled plastic parking blocks help keep traffic in place. They're lightweight, but durable, with color throughout the block.



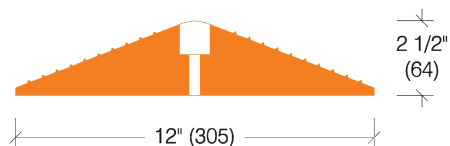
SBE-1025

Economical and easy to install, our SB-1025 is a standard safety yellow speed bump made from 100% recycled plastic.



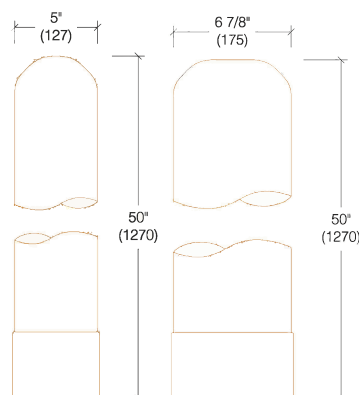
SBM-1225

Made of molded urethane, these modular interlocking speed bumps have a ribbed surface to further ensure traffic control.



BOL-47

BOL-49



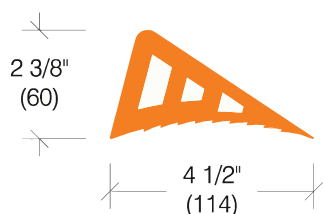

BOL-47, 49



Suitable for use in a variety of applications including drive-thru windows, commercial, and industrial locations. Comprised of polyethylene with U.V. for chip-free performance.

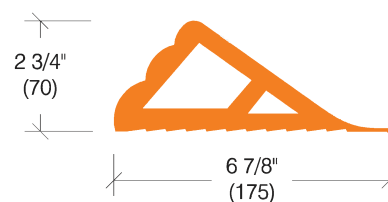

SC-5

The grooved base of SC-5 is contoured to provide positive "gripping" action. Comprised of durable and weather resistant EPDM rubber. Available in any length up to 6".



SC-9

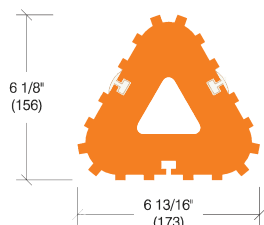
The SC-9 is used to contain metal pipes, rolls, cable, and light trailers. EPDM rubber compound provides excellent durability and weather resistance.



SC-2



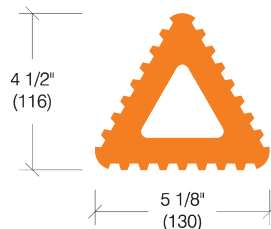
An all-purpose wheel chock made of EPDM rubber. This product is commonly used with aircraft and medium size trucks. Available in custom lengths up to 6'.




SC-7



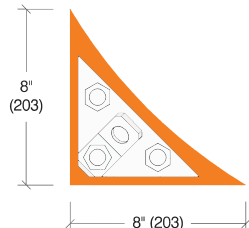
This design is used with trucks, aircraft, and recreational vehicles. Made of durable EPDM rubber, this wheel chock is extremely resistant to weather, impact, and even jet fuel.



SC-3



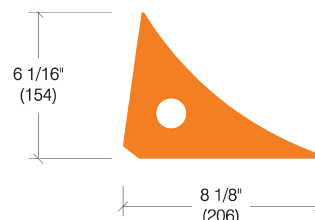
SC-3 Fabricated from laminated recycled tire rubber pads and 1/4" steel plates this wheel chock is fabricated to fit the curvature of tires.



SC-6



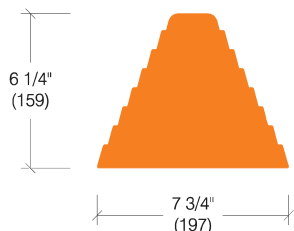
Sturdy diamond plate face offers a sturdy and exceptional grip. This long wearing wheel chock is suitable for use with utility vehicles, pick-up trucks, and recreation vehicles.




SC-10, 13



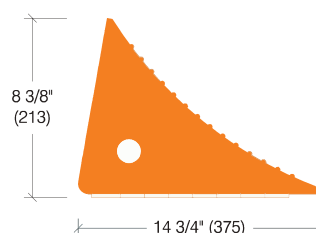
Molded from a tough nylon-reinforced rubber compound, this economical yet extremely durable product is suitable for heavy trucks, trailers, and road equipment.




SC-12

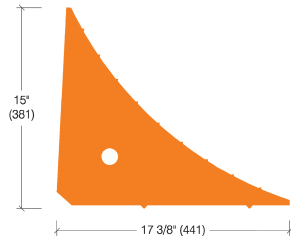



Lightweight, yet heavy-duty, the SC-12 wheel chock is recommended for any "over-the-road" truck or trailer. Molded from polyurethane this product is resistant to abrasion, water, and oils.

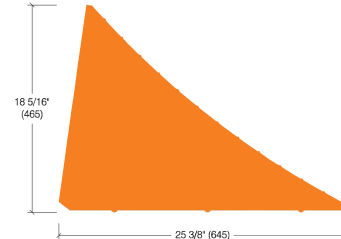


SC-17

For large road equipment this highly visible molded polyurethane chock is rated to secure trucks up to 120 tons.

**SC-18**


Designed with the largest off-road equipment in mind this highly durable molded polyurethane chock is rated to secure trucks up to 240 tons.




Parking & Heavy Duty

Colors &
Finishes


Parking




10 White




5 Gray



1 Black



8 Handicap Blue



70 Safety Yellow

Pro-Tek Earth




E21 Cedar




E24 Bright White




E1 Black



E6 Turf Green




E10 Gray



E12 Light Gray




E13 Sand




E14 Weathered Wood


D-2, D-4



1 Black




5 Gray




70 Safety Yellow

D-3




1 Black




1 Black

MD-5




5 Gray




3 Tan


Heavy Duty Corner Guards




1 Black




2 Ivory




3 Tan




4 Brown




5 Gray



97 Polar White




70 Safety Yellow




12 Yellow

SBE-1025, BOL-47, BOL-49



70 Safety Yellow

SBM-1225



104 Safety Orange

CASE STUDY

Coney Island Hospital

As one of our largest and most exciting projects, Coney Island Hospital provided several opportunities for us to showcase our strengths as a leading manufacturer of architectural products. We supplied a wide variety of wall protection products for this hospital. This project included new construction of a 10-story tower as well as renovations to the existing building. Through constant collaboration with our engineers, estimators and local sales

Products Used

Both standard and custom products were used in the Coney Island Hospital project. Custom products included the WPMDf-4, WPMDf-2.5, CG-11SM, and WCS-35. Standard products included the following:

- Stainless steel corner guards (CG-52, CG-51, CG-51-Endwall)
- Vinyl Corner Guards (CG-10, CG-20)
- Diamond Plate (SAD-125 and corresponding inside/outside corners)
- Wall Guards (WG-4, CRS-200, CRWA-70)
- Handrail (BRA-4RWS, BR-5502S)

representatives, we were able to provide several custom products to help the design team achieve their vision for the facility.

The Pawling team designed custom end wall guards, two new wall guard models and fabricated custom sheet goods all in a variety of custom matched colors. In addition to these custom designed products, we provided an array of our standard materials as well as over 5,400 linear feet of our BR-4RWS handrail.

This handrail is unique in that it is custom product fabricated to meet the exact field dimensions of the project. We coordinated production to accommodate the construction schedule with three different installation companies on the project at the same time. Thanks to the hard work, dedication and expertise of our team, the project was an enormous success.







P.O. Box 200
32 Nelson Hill Road
Wassaic, New York 12592

pawling.com / (845) 373-9300