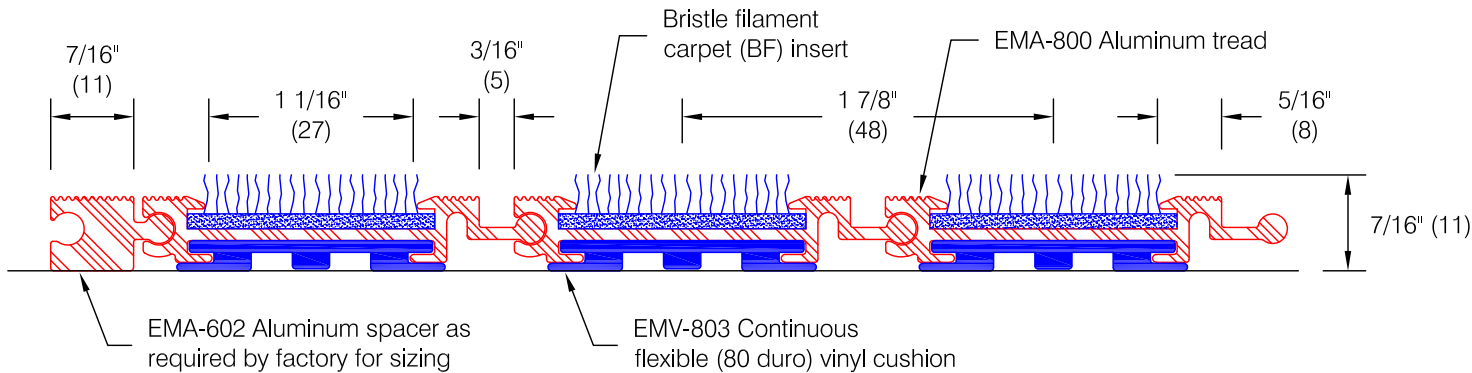


EM-800 Rol-Dek[®] Bristle Filament Carpet Insert

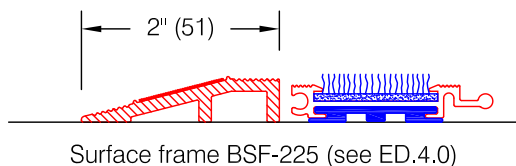
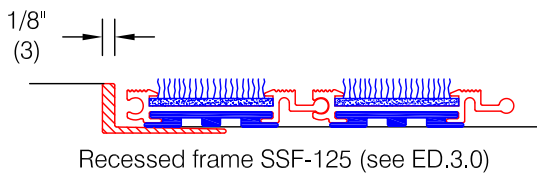
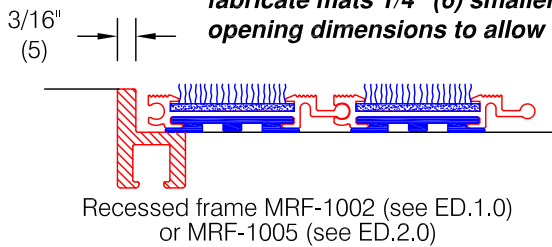


Features:

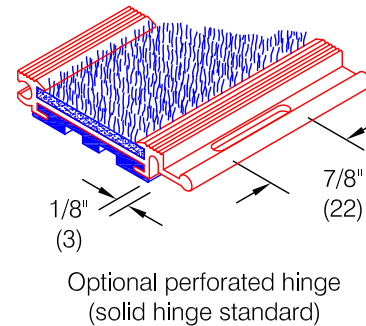
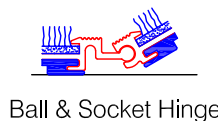
- Extruded aluminum treads alloy 6063-T6
- Continuous flexible vinyl cushion for superior noise reduction
- Roll-Up for easy cleaning of recess
- Optional perforated hinge for added drainage
- Single section width to 144" (3658)
- Solution dyed polypropylene fibers, 27 oz/sqyd with 50% Blend 600/12-Denier multi-filament and 595/D1 monofilament. Fibers are fusion bonded to continuous two-ply rigid backing.
- Fibers are waterproof with UV inhibitors for exterior use
- Static Coefficient of Friction (ASTM D2047) Dry: 0.64, Wet: 0.67

Optional Framing:

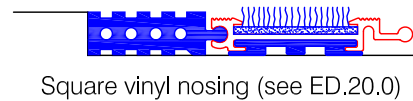
*** Pawling requires that exact opening dimensions be provided. Factory will fabricate mats 1/4" (6) smaller than exact opening dimensions to allow for proper fit.**



Hinge Details:



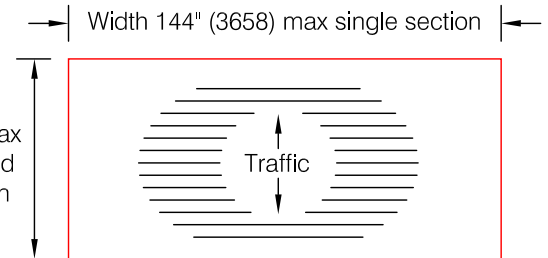
Optional Nosings:



Finishes:

- Aluminum tread and spacers: Mill finish (standard) #405, Medium bronze anodized #404, Clear anodized #403, Black anodized #462
- Vinyl cushion: Black
- Bristle filament carpet insert: Manufacturer's standard colors

Sectioning information:



*** Mats over 66 square feet may require sectioning as determined by the factory**

Pawling Corporation reserves the right to discontinue a design or modify an existing design without prior notice

Customer :

Project :

Architect :

Sales Rep :

ED.15.0e