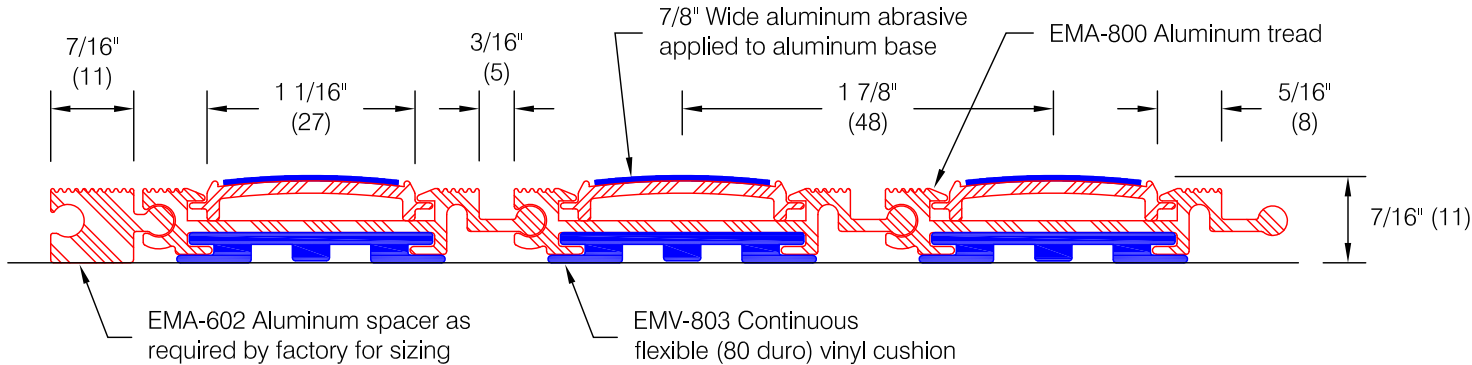


EM-800 Rol-Dek[®] Aluminum Abrasive Insert

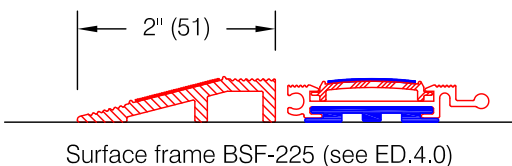
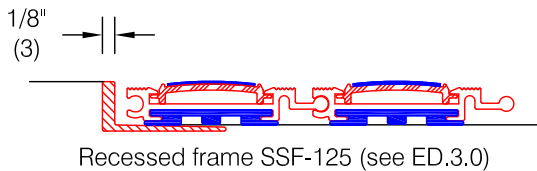
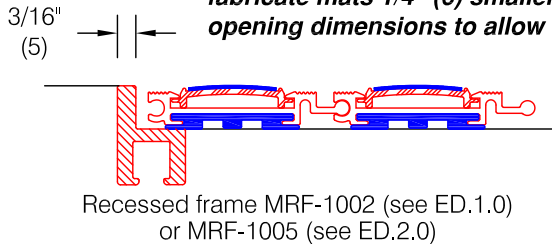


Features:

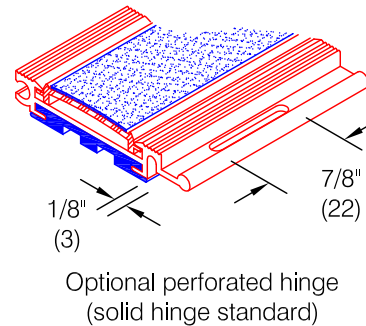
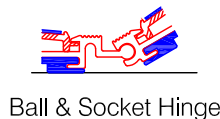
- Extruded aluminum treads alloy 6063-T6
- Continuous vinyl cushion for superior noise reduction
- Roll-Up for easy cleaning of recess
- Optional perforated hinge for added drainage
- Single section width to 144" (3658)
- Aluminum abrasive insert: Extruded aluminum base with applied abrasive strip
- Static Coefficient of Friction (ASTM D-2047-82)
 Dry: > 1.14, Wet: > 1.20

Optional Framing:

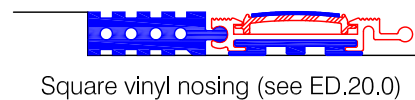
*** Pawling requires that exact opening dimensions be provided. Factory will fabricate mats 1/4" (6) smaller than exact opening dimensions to allow for proper fit.**



Hinge Details:



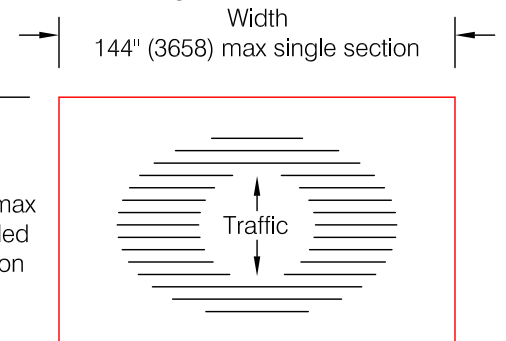
Optional Nosings:



Finishes:

- Aluminum tread and spacer:
 Mill finish (standard) #405
 Medium bronze anodized #404
 Clear anodized #403
 Black anodized #462
- Vinyl cushion: Black
- Insert base: Mill finish aluminum #405
- Insert: Mill finish aluminum #405, w/ an applied manufacturer's standard color abrasive strip

Sectioning information:



*** Mats over 66 square feet may require sectioning as determined by the factory**

Pawling Corporation reserves the right to discontinue a design or modify an existing design without prior notice

Customer :

Project :

Architect :

Sales Rep :

ED.18.0d