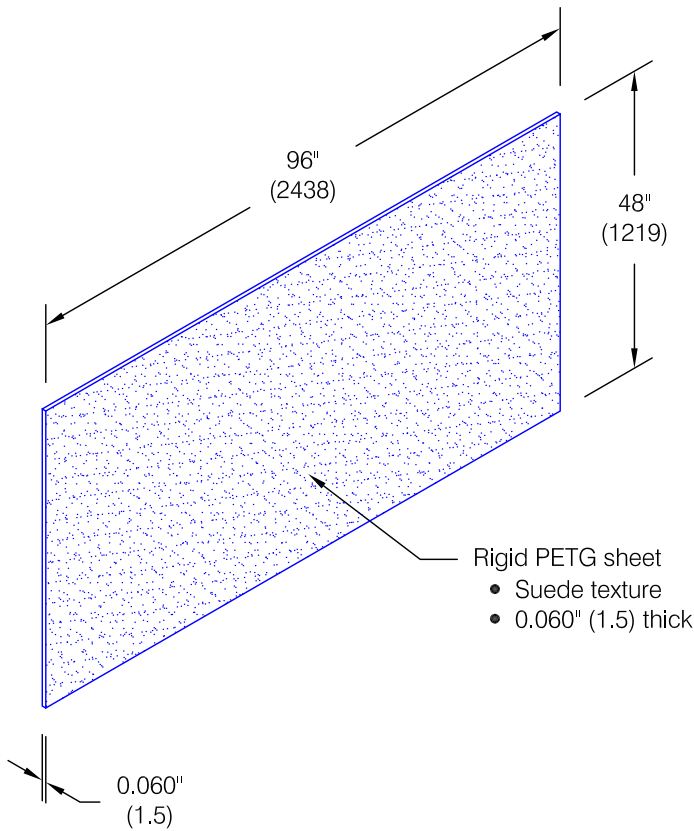


# WPS60 Wall Covering



*Features:*

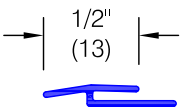
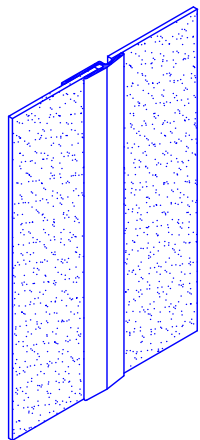
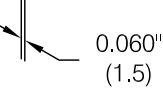
- Class A fire rating
- Heavier gauges available
- Stock size 4'-0" (1219) x 8'-0" (2438) sheets
- Custom sizes are available (minimums apply)

*Finishes:*

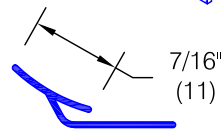
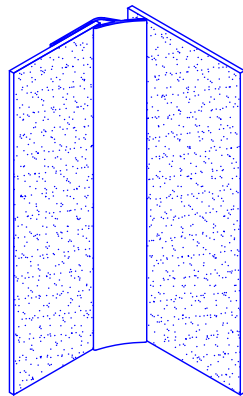
- Manufacturer's standard colors
- Custom colors available

*Mounting Options:*

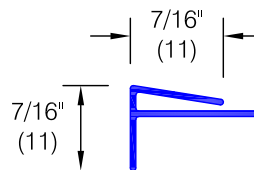
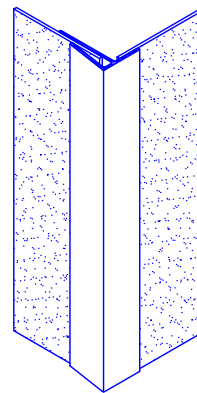
- Adhesive  
 ADH-60 adhesive supplied separately



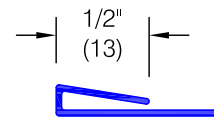
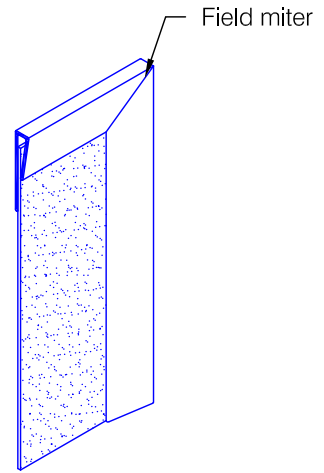
WC-99 Joint cover



WC-100 Inside corner (90 to 135 degrees)



WC-101 Outside corner



WC-98 Top cap/End cap

*Pawling Corporation reserves the right to discontinue a design or modify an existing design without prior notice*

Customer :

Project :

Architect :

Sales Rep :

WD.66P.2