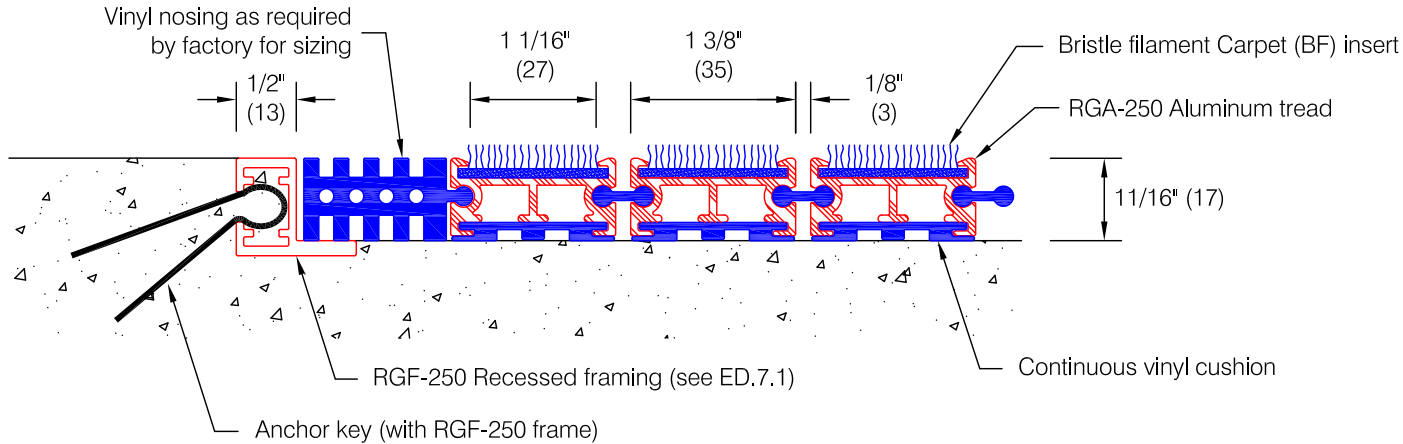


RG-250 Drain-Well[®] Bristle Filament Carpet Insert



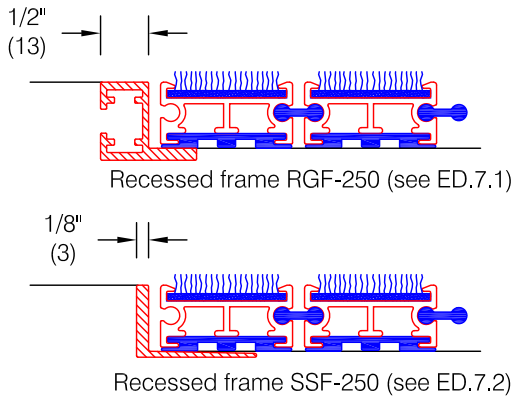
Features:

- Extruded aluminum treads alloy 6105-T5
- Continuous flexible vinyl cushion for superior noise reduction
- 3/4" (19) deep for increased drainage ability
- Perforated hinge for added drainage
- Single section width to 144" (3658)
- Solution dyed polypropylene fibers, 27 oz/sqyd with 50% Blend 600/12-Denier multi-filament and 595/D1 monofilament. Fibers are fusion bonded to continuous two-ply rigid backing.
- Fibers are waterproof with UV inhibitors for exterior use
- Static Coefficient of Friction (ASTM D2047) Dry: 0.64, Wet: 0.67

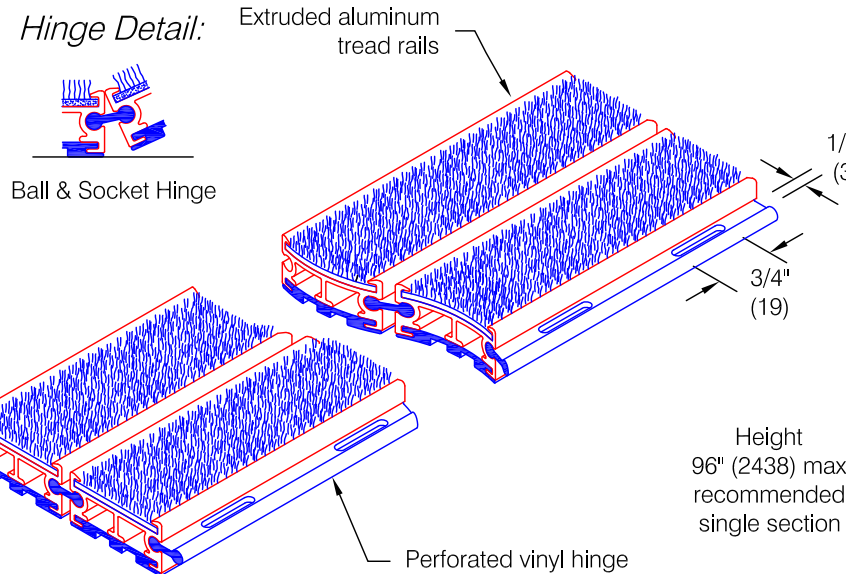
Optional Framing:

Note On Dimensions:

Pawling requires that exact mat opening dimensions be provided. Factory will fabricate mats 1/4" (6) smaller than exact opening dimensions to allow for proper fit.



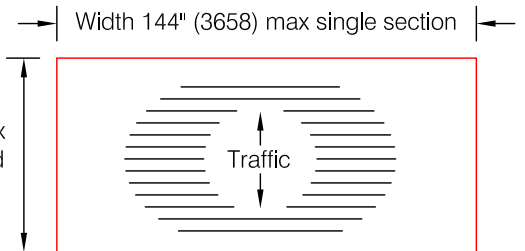
Hinge Detail:



Finishes:

- Aluminum tread:
 - Mill finish (standard) #405
 - Medium bronze anodized #404
 - Clear anodized #403
 - Black anodized #462
- Vinyl cushion, nosing, and hinge: Black
- Bristle filament carpet insert: Manufacturer's standard colors

Sectioning information:



*** Mats over 48 square feet may require sectioning as determined by the factory**

Pawling Corporation reserves the right to discontinue a design or modify an existing design without prior notice

Customer :	Project :	ED.35.2b
Architect :	Sales Rep :	