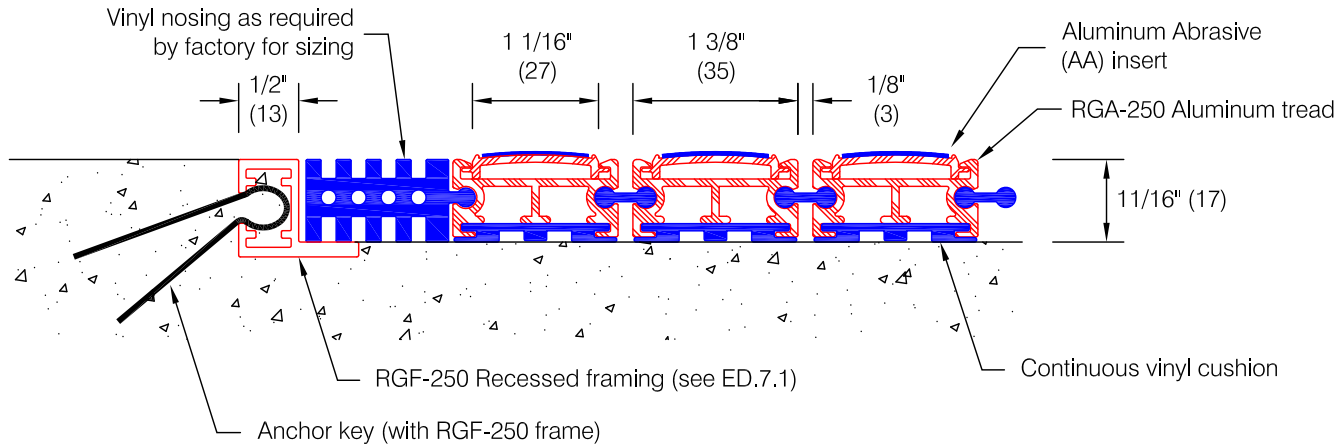




Pro • Tek[®] Entrance Mats & Gratings

Architectural Building Products Since 1945

RG-250 Drain-Well[®] Aluminum Abrasive Insert



Features:

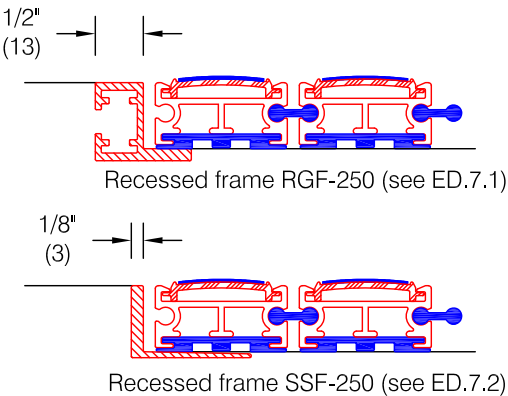
- Extruded aluminum treads alloy 6105-T5
- Continuous vinyl cushion for superior noise reduction
- 3/4" (19) deep for increased drainage ability
- Perforated hinge for added drainage
- Single section width to 144" (3568)
- Aluminum abrasive insert: Extruded aluminum base with applied abrasive strip
- Static Coefficient of Friction (ASTM D-2047-82)
Dry: > 1.14, Wet: > 1.20

Finishes:

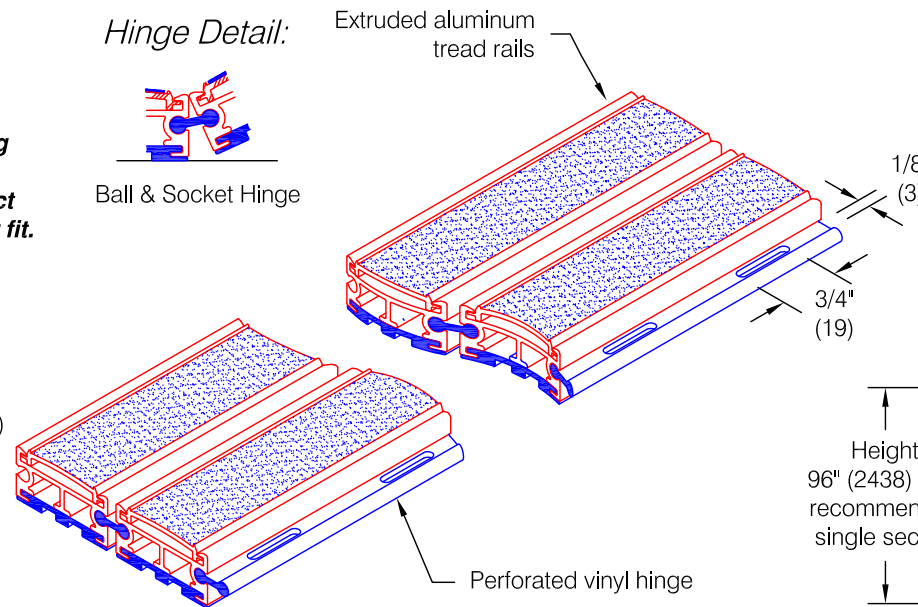
- Aluminum tread:
 - Mill finish (standard) #405
 - Medium bronze anodized #404
 - Clear anodized #403
 - Black anodized #462
- Aluminum abrasive insert alloy 6105-T5:
 - Mill finish aluminum base (standard) #405
 - Abrasive from manufacturer's color samples

Optional Framing:

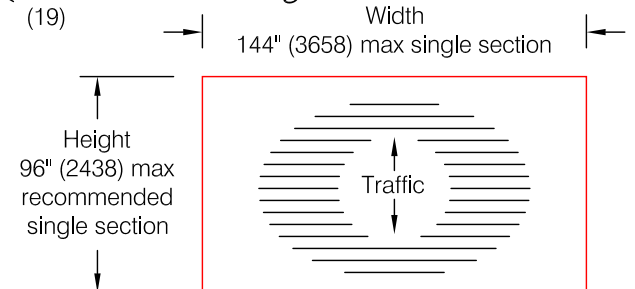
* Pawling requires that exact mat opening dimensions be provided. Factory will fabricate mats 1/4" (6) smaller than exact opening dimensions to allow for proper fit.



Hinge Detail:



Sectioning information:



* Mats over 48 square feet may require sectioning as determined by the factory

Pawling Corporation reserves the right to discontinue a design or modify an existing design without prior notice

Customer :	Project :	ED.35.4a
Architect :	Sales Rep :	