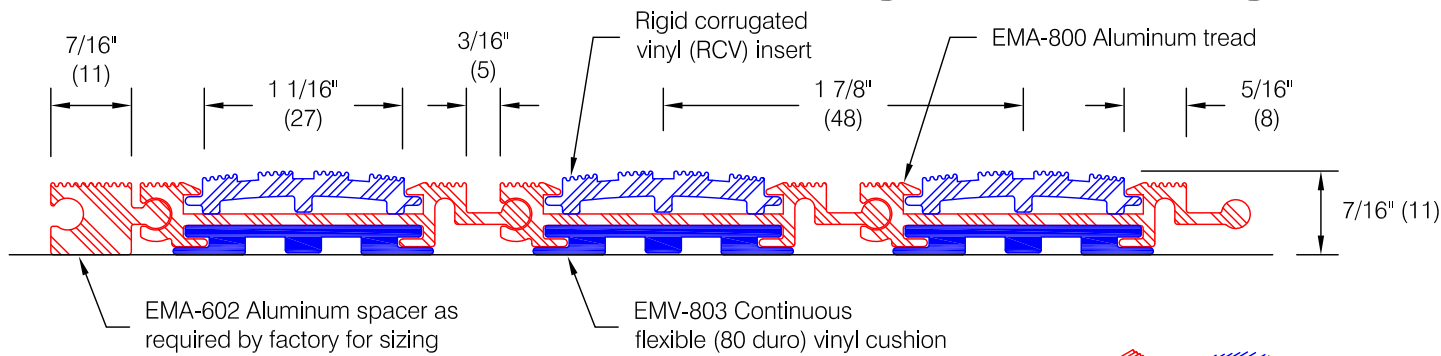


EM-800 Rol-Dek[®] Rigid Corrugated Vinyl Insert



Features:

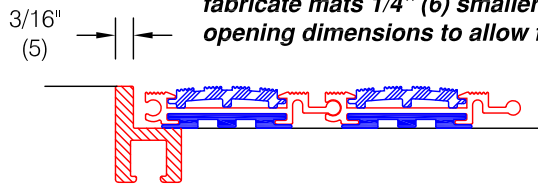
- Extruded aluminum treads alloy 6063-T52
- Continuous vinyl cushion for superior noise reduction
- Roll-Up for easy cleaning of recess
- Optional perforated hinge for added drainage
- Single section width to 144" (3658)
- Rigid corrugated vinyl insert (colorable)

Finishes:

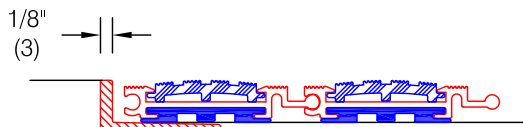
- Aluminum tread and spacer:
 - Mill finish (standard) #405
 - Medium bronze anodized #404
 - Clear anodized #403
 - Black anodized #462
- Vinyl cushion: Black
- Rigid corrugated vinyl insert:
 - Manufacturer's standard colors

Optional Framing:

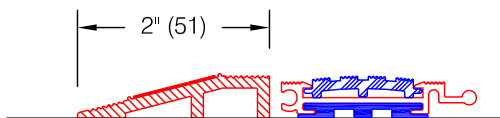
*** Pawling requires that exact opening dimensions be provided. Factory will fabricate mats 1/4" (6) smaller than exact opening dimensions to allow for proper fit.**



Recessed frame MRF-1002 (see ED.1.0) or MRF-1005 (see ED.2.0)

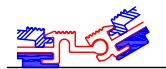


Recessed frame SSF-125 (see ED.3.0)

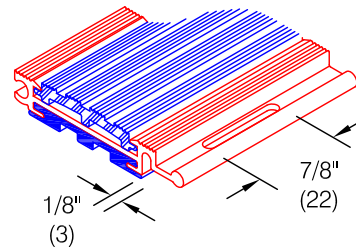


Surface frame BSF-225 (see ED.4.0)

Hinge Details:



Ball & Socket Hinge



Optional perforated hinge (solid hinge standard)

Optional Nosings:

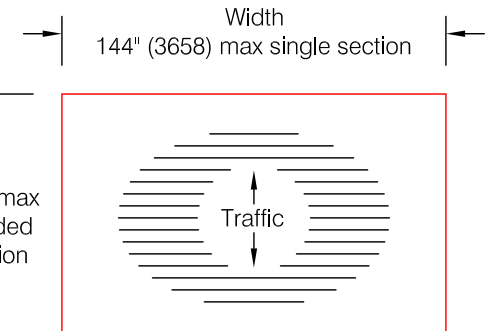


Square vinyl nosing (see ED.20.0)



Beveled vinyl nosing (see ED.21.0)

Sectioning information:



*** Mats over 66 square feet may require sectioning as determined by the factory**

Pawling Corporation reserves the right to discontinue a design or modify an existing design without prior notice

Customer :	Project :	ED.19.8b
Architect :	Sales Rep :	