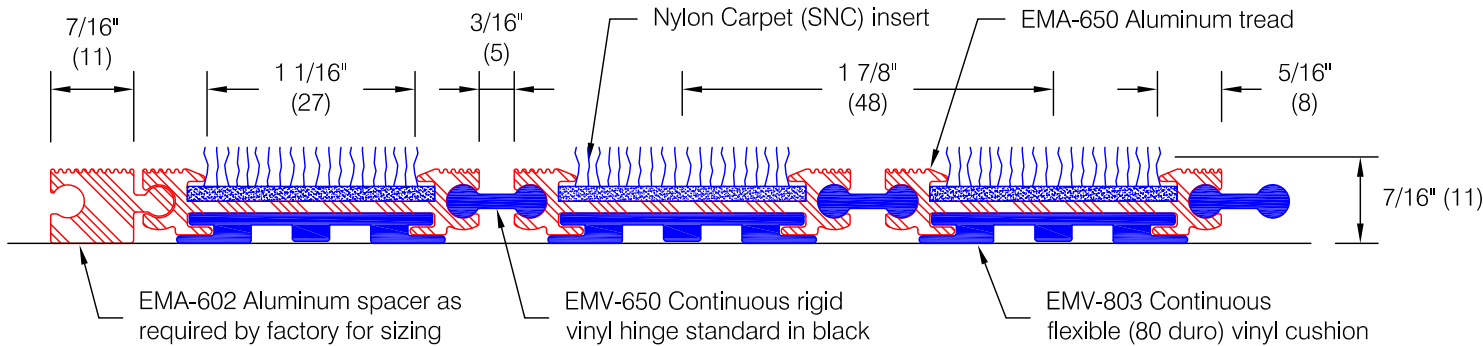


## EM-650 Rol-Dek<sup>®</sup> Nylon Carpet Insert

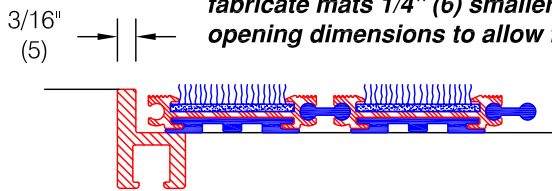


### Features:

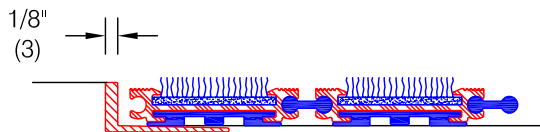
- Extruded aluminum treads alloy 6063-T6
- Continuous vinyl hinge and cushion for superior noise reduction
- Roll-Up for easy cleaning of recess
- Perforated hinge for added drainage
- Single section width to 144" (3658)
- 100% solution dyed nylon fiber with 1/4" (6) finish pile height, 33.8 oz/sq yd in rigid backing
- Static Coefficient of Friction (ASTM D-2047-82)  
 Dry: 0.48, Wet: 0.67

### Optional Framing:

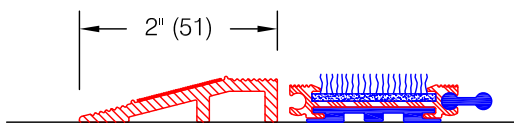
**\* Pawling requires that exact opening dimensions be provided. Factory will fabricate mats 1/4" (6) smaller than exact opening dimensions to allow for proper fit.**



Recessed frame MRF-1002 (see ED.1.0) or MRF-1005 (see ED.2.0)

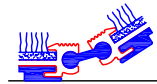


Recessed frame SSF-125 (see ED.3.0)

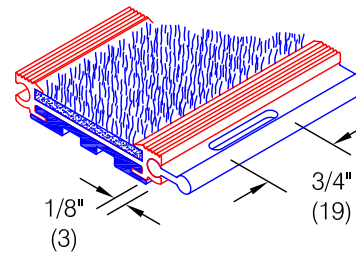


Surface frame BSF-225 (see ED.4.0)

### Hinge Details:



Ball & Socket Hinge



Perforated hinge

### Optional Nosings:



Square vinyl nosing (see ED.20.0)

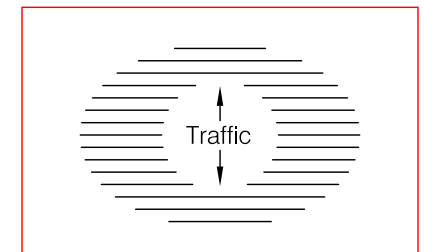
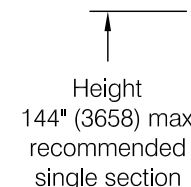
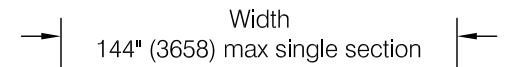


Beveled vinyl nosing (see ED.21.0)

### Finishes:

- Aluminum tread and spacer:  
 Mill finish (standard) #405  
 Medium bronze anodized #404  
 Clear anodized #403  
 Black anodized #462
- Vinyl cushion and hinge: Black
- Rigid-Back Nylon carpet insert:  
 Manufacturer's standard colors

### Sectioning information:



**\* Mats over 66 square feet may require sectioning as determined by the factory**

Pawling Corporation reserves the right to discontinue a design or modify an existing design without prior notice

Customer :

Project :

Architect :

Sales Rep :

ED.13.1c