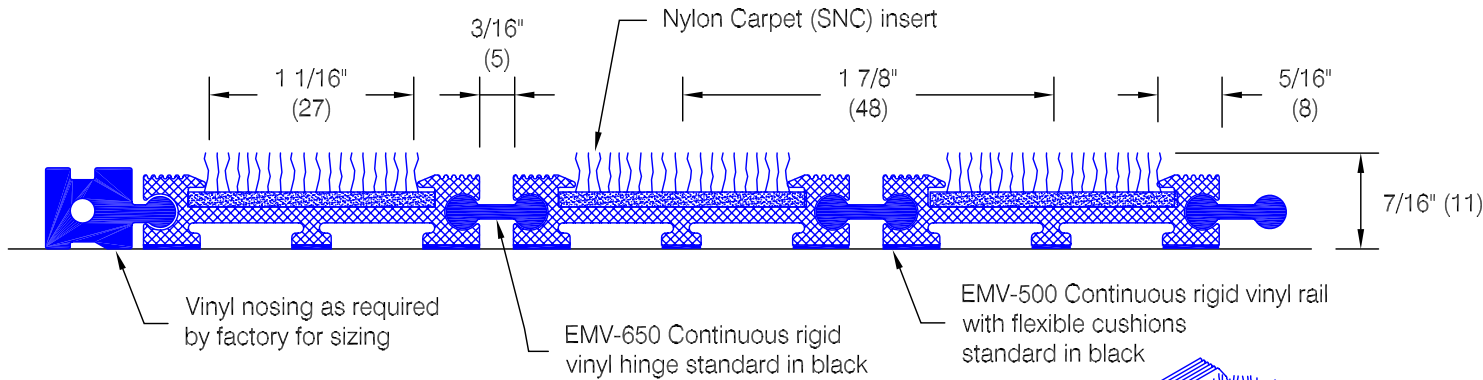


## EM-500 Rol-Dek<sup>®</sup> Nylon Carpet Insert



### Features:

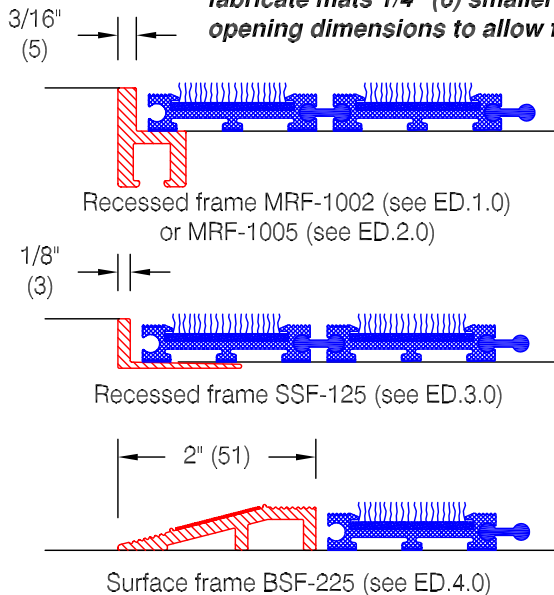
- Continuous vinyl hinge and cushion for superior noise reduction
- Roll-Up for easy cleaning of recess
- Perforated hinge for added drainage
- Single section width to 144" (3658)
- 100% solution dyed nylon fiber with 1/4" (6) finish pile height, 33.8 oz/sq yd in rigid backing
- Static Coefficient of Friction (ASTM D-2047-82)  
 Dry: 0.48, Wet: 0.67

### Finishes:

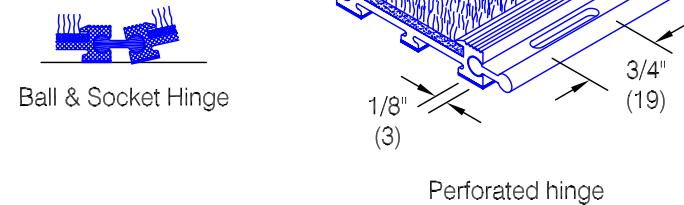
- Vinyl rail and hinge: Black
- Rigid-Back Nylon carpet insert: Manufacturer's standard colors

### Optional Framing:


**\* Pawling requires that exact opening dimensions be provided. Factory will fabricate mats 1/4" (6) smaller than exact opening dimensions to allow for proper fit.**



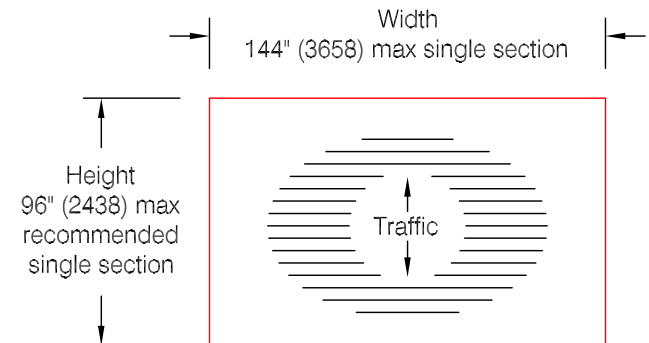
### Hinge Details:



### Optional Nosings:



### Sectioning information:



**\* Mats over 48 square feet may require sectioning as determined by the factory**

Pawling Corporation reserves the right to discontinue a design or modify an existing design without prior notice

Customer :

Project :

Architect :

Sales Rep :

ED.19.1c