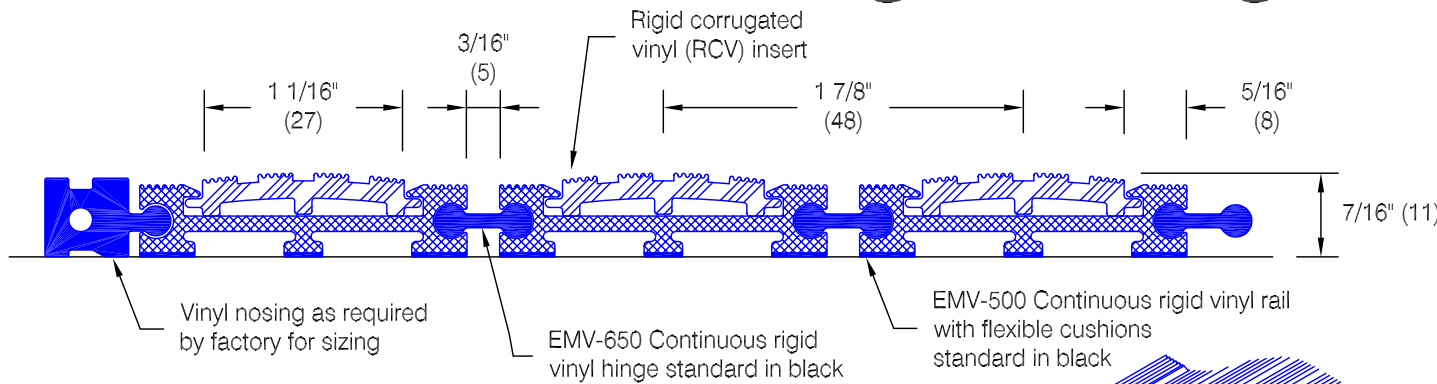




Pro • Tek[®] Entrance Mats & Gratings

Architectural Building Products Since 1945

EM-500 Rol-Dek[®] Rigid Corrugated Vinyl Insert

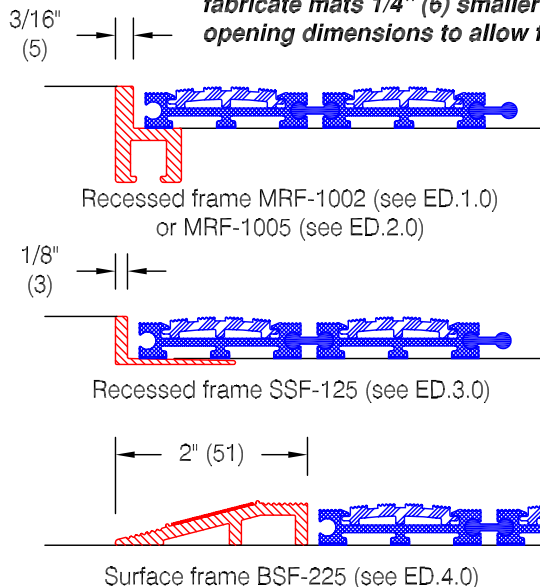


Features:

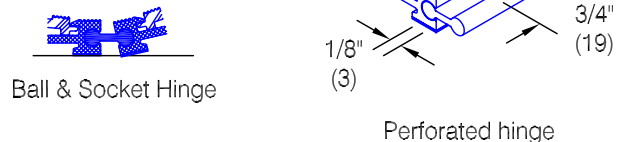
- Continuous vinyl hinge and cushion for superior noise reduction
- Roll-Up for easy cleaning of recess
- Perforated hinge for added drainage
- Single section width to 144" (3658)
- Static Coefficient of Friction (ASTM D-2047-82)
Dry: 0.65, Wet: 0.71
- Rigid corrugated vinyl insert (colorable):

Optional Framing:


*** Pawling requires that exact opening dimensions be provided. Factory will fabricate mats 1/4" (6) smaller than exact opening dimensions to allow for proper fit.**



Hinge Details:



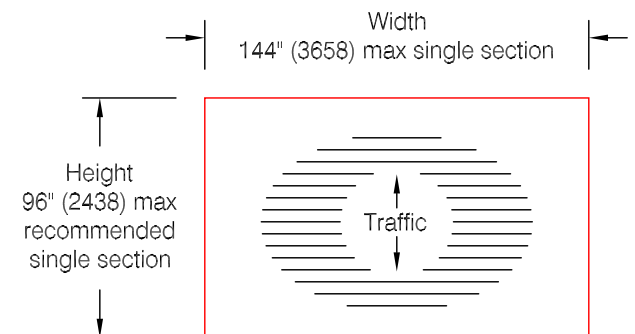
Optional Nosings:



Finishes:

- Vinyl rail and hinge: Black
- Rigid corrugated vinyl insert: Manufacturer's standard colors

Sectioning information:



*** Mats over 48 square feet may require sectioning as determined by the factory**

Pawling Corporation reserves the right to discontinue a design or modify an existing design without prior notice

Customer :	Project :	ED.19.7a
Architect :	Sales Rep :	