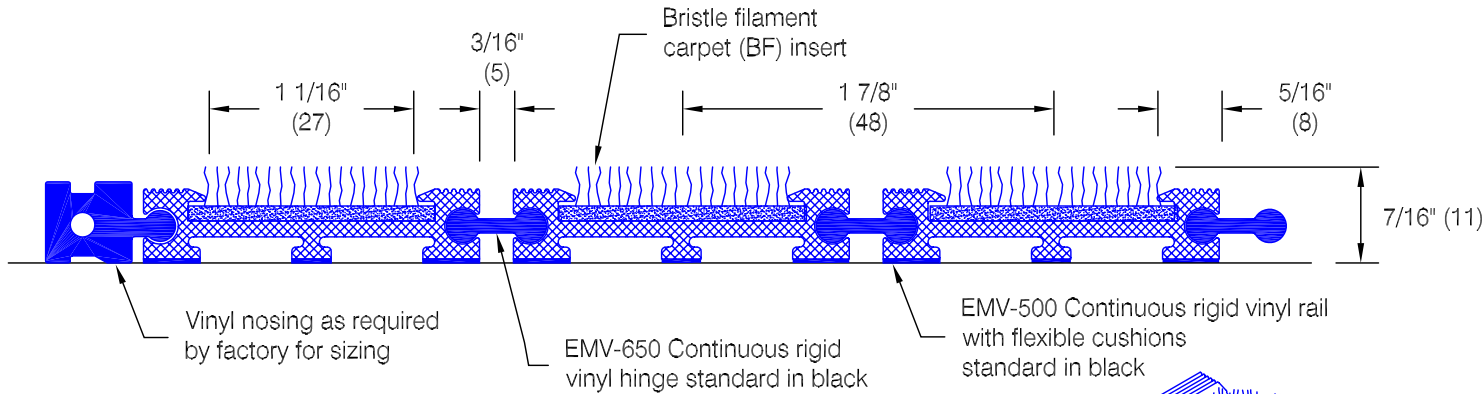


## EM-500 Rol-Dek<sup>®</sup> Bristle Filament Carpet Insert

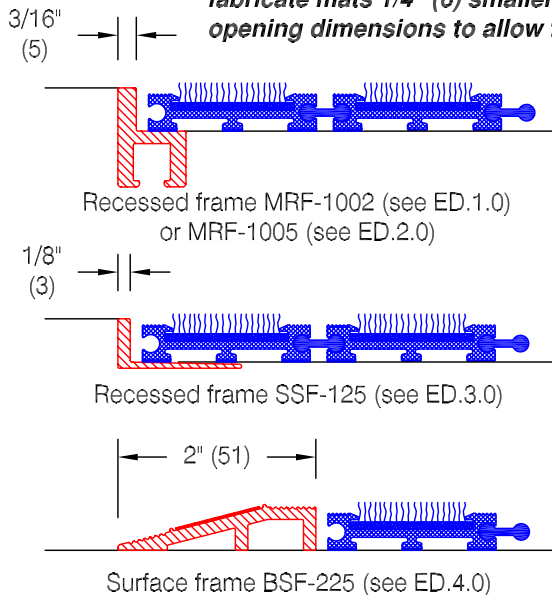


### Features:

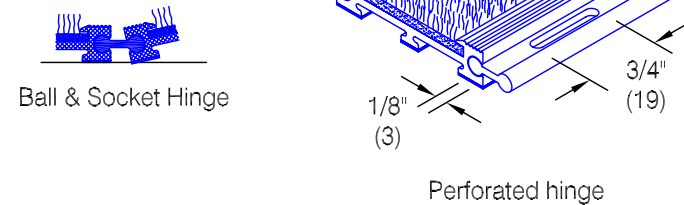
- Extruded vinyl treads
- Continuous co-extruded flexible vinyl cushion for superior noise reduction
- Roll-Up for easy cleaning of recess
- Perforated hinge for added drainage
- Single section width to 144" (3658)
- Solution dyed polypropylene fibers, 27 oz/sqyd with 50% Blend 600/12-Denier multi-filament and 595/D1 monofilament. Fibers are fusion bonded to continuous two-ply rigid backing.
- Fibers are waterproof with UV inhibitors for exterior use
- Static Coefficient of Friction (ASTM D2047) Dry: 0.64, Wet: 0.67

### Optional Framing:


**\* Pawling requires that exact opening dimensions be provided. Factory will fabricate mats 1/4" (6) smaller than exact opening dimensions to allow for proper fit.**



### Hinge Details:



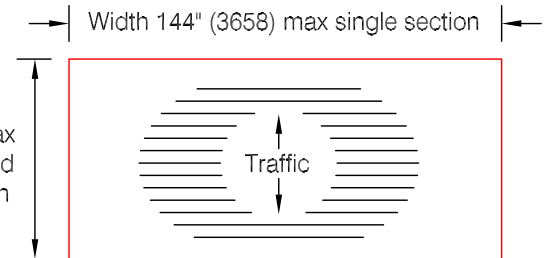
### Optional Nosings:



### Finishes:

- Vinyl rail and hinge: Black
- Bristle filament carpet insert: Manufacturer's standard colors

### Sectioning information:



**\* Mats over 48 square feet may require sectioning as determined by the factory**

Pawling Corporation reserves the right to discontinue a design or modify an existing design without prior notice

Customer :

Project :

Architect :

Sales Rep :

ED.19.2c