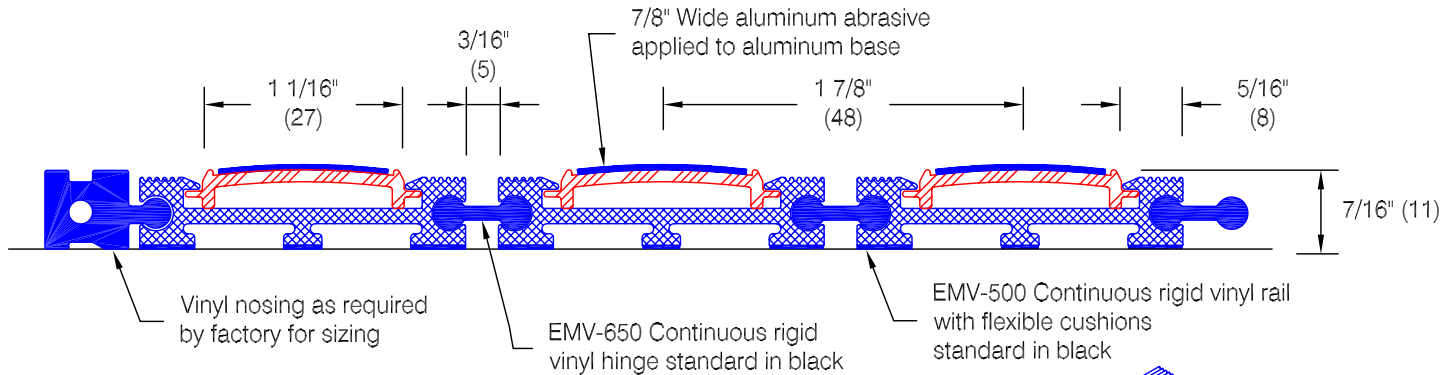


# EM-500 Rol-Dek<sup>®</sup> Aluminum Abrasive Insert

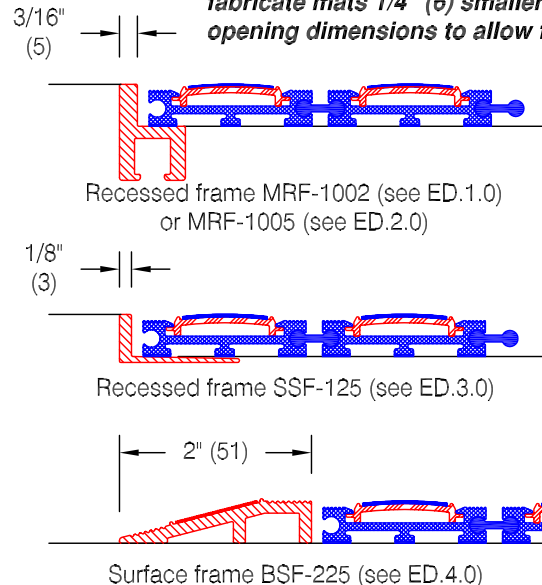


### Features:

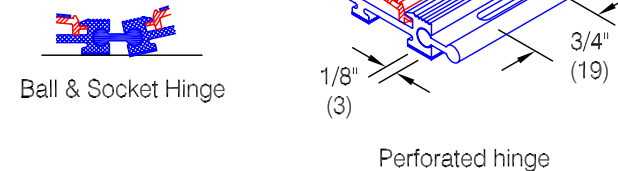
- Continuous vinyl hinge and cushion for superior noise reduction
- Roll-Up for easy cleaning of recess
- Perforated hinge for added drainage
- Single section width to 144" (3658)
- Aluminum abrasive insert: Extruded aluminum base with applied abrasive strip
- Static Coefficient of Friction (ASTM D-2047-82)  
 Dry: > 1.14, Wet: > 1.20

### Optional Framing:


**\* Pawling requires that exact opening dimensions be provided. Factory will fabricate mats 1/4" (6) smaller than exact opening dimensions to allow for proper fit.**



### Hinge Details:



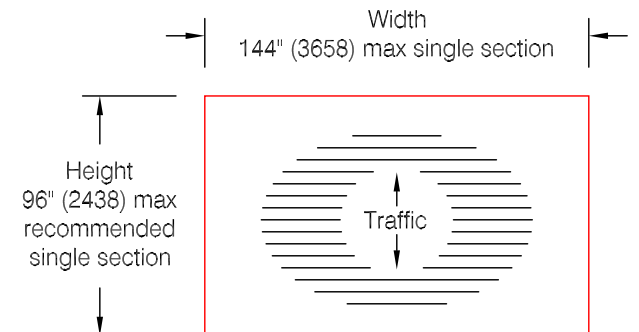
### Optional Nosings:



### Finishes:

- Vinyl rail and hinge: Black
- Insert base: Mill finish aluminum #405
- Insert: Mill finish aluminum #405, w/ an applied manufacturer's standard color abrasive strip

### Sectioning information:



**\* Mats over 48 square feet may require sectioning as determined by the factory**

Pawling Corporation reserves the right to discontinue a design or modify an existing design without prior notice

Customer :	Project :	ED.19.5b
Architect :	Sales Rep :	