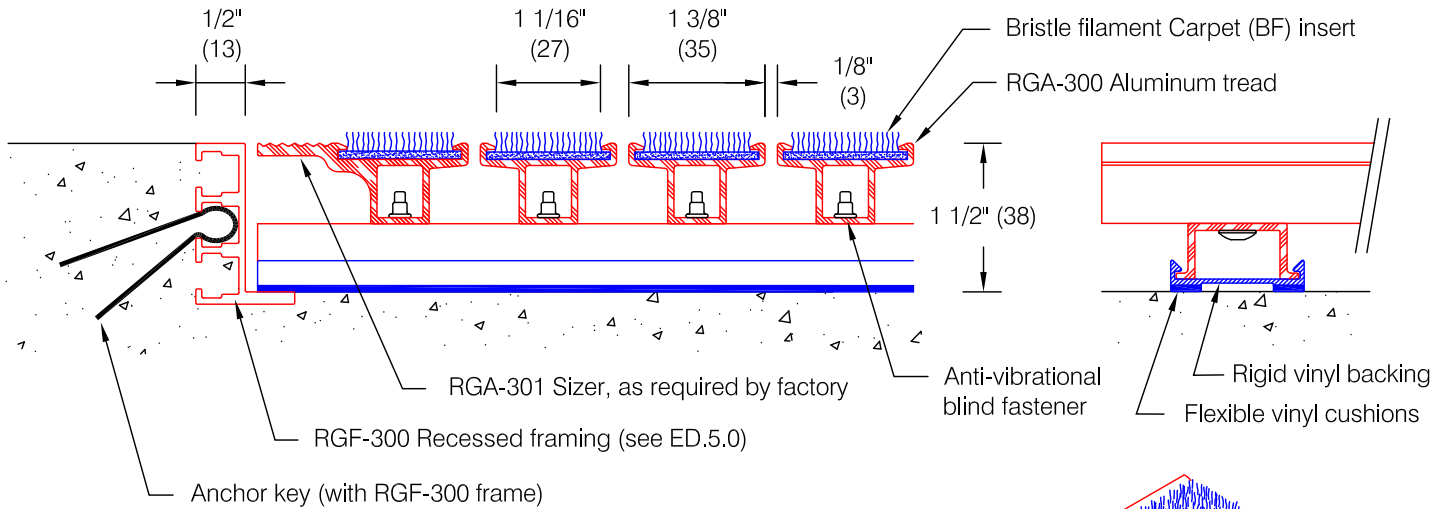


**RG-400 Drain-Well<sup>®</sup> Bristle Filament Carpet Insert**



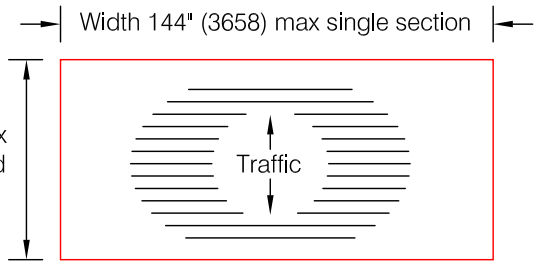
*Features:*

- Extruded aluminum treads and cross supports alloy 6105-T5
- Continuous dual-durometer vinyl cushion for superior noise reduction
- 1 1/2" (38) deep for increased drainage ability
- Tubular tread rails for increased strength
- Anti-vibrational fasteners for long-life service
- Single section width to 144" (3658)
- Solution dyed polypropylene fibers, 27 oz/sqyd with 50% Blend 600/12-Denier multi-filament and 595/D1 monofilament. Fibers are fusion bonded to continuous two-ply rigid backing.
- Fibers are waterproof with UV inhibitors
- Static Coefficient of Friction (ASTM D2047) Dry: 0.64, Wet: 0.67

*Finishes:*

- Aluminum tread: Mill finish (standard) #405, Medium bronze anodized #404, Clear anodized #403, Black anodized #462
- Aluminum cross supports: Mill finish #405
- Bristle filament carpet insert: Manufacturer's standard colors

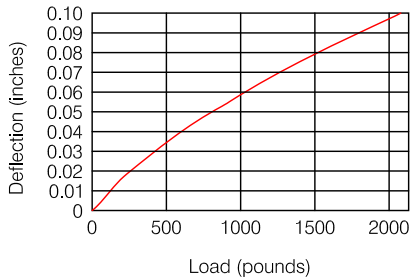
*Sectioning information:*



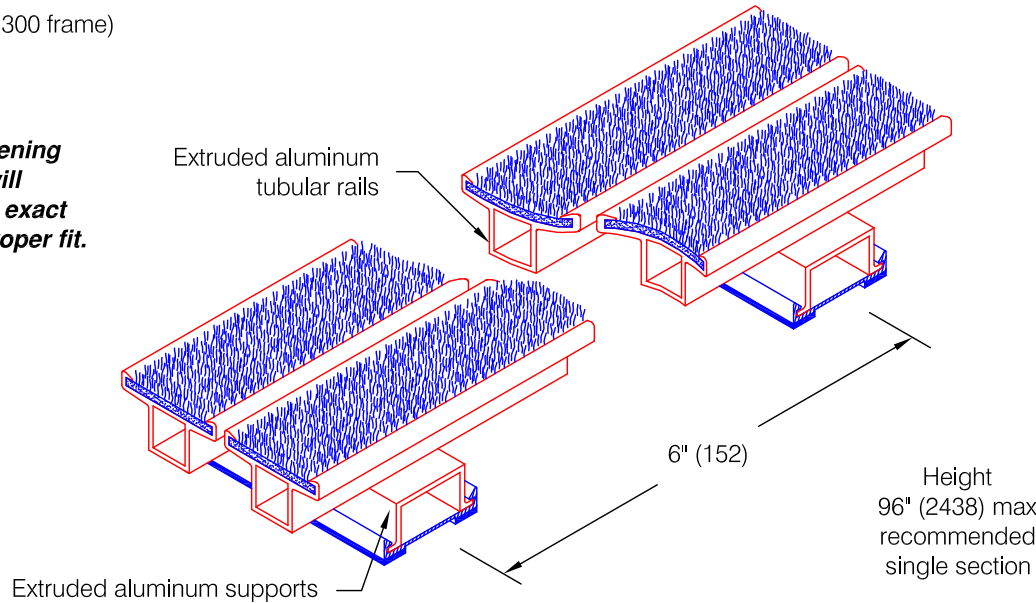
\* Mats over 48 square feet may require sectioning as determined by the factory

*Note On Dimensions:*

\* Pawling requires that exact mat opening dimensions be provided. Factory will fabricate mats 1/4" (6) smaller than exact opening dimensions to allow for proper fit.



RG-400 Distributed Load Chart



Pawling Corporation reserves the right to discontinue a design or modify an existing design without prior notice

Customer :	Project :	ED.29.0d
Architect :	Sales Rep :	