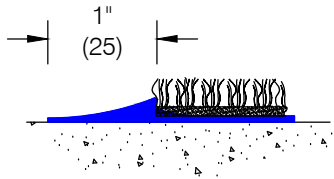
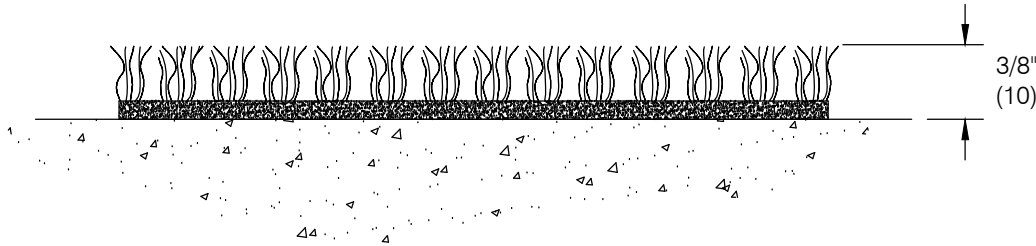


EM-701 Maxi-Tuft Long Wear Entrance Carpet

Optional Nosing:



EMA-43 Vinyl Nosing



Features:

- 100% Polyamide Nylon: 80 and 40 Detex
- Pile weight: 26.5 oz / sq yd
- Thickness: 3/8" (10)
- Weight: 0.65 lbs / sq ft
- Flammability: DOC-FF-1-70; Class 1
- Static coefficient of friction: Dry 0.87; wet 0.87 (ASTM D-2047)
- Permanently anti-static (L2KV)

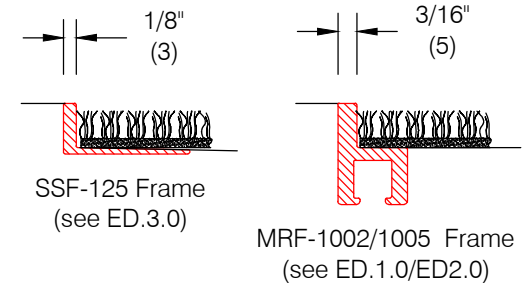
Installation Options:

- Adhesive applied ADH-40 nonflammable
- Nosings available on cut edges

Standard Colors:

- Manufacturer's Standard colors

Optional Framing:

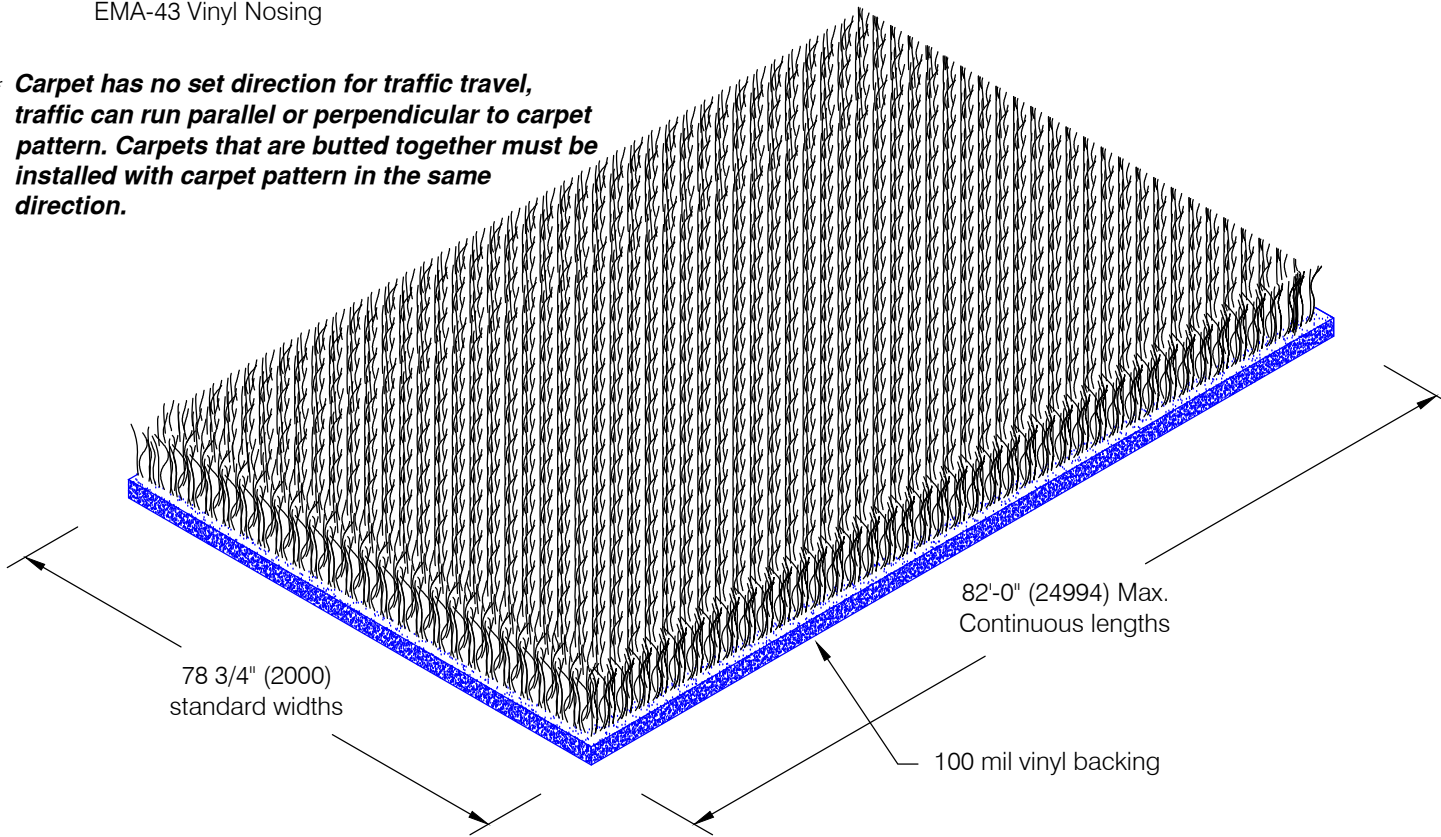


SSF-125 Frame
(see ED.3.0)

MRF-1002/1005 Frame
(see ED.1.0/ED2.0)

BSF-225 Frame (see ED.4.0)

* Carpet has no set direction for traffic travel, traffic can run parallel or perpendicular to carpet pattern. Carpets that are butted together must be installed with carpet pattern in the same direction.



Pawling Corporation reserves the right to discontinue a design or modify an existing design without prior notice

Customer :	Project :	ED.51.1c
Architect :	Sales Rep :	