

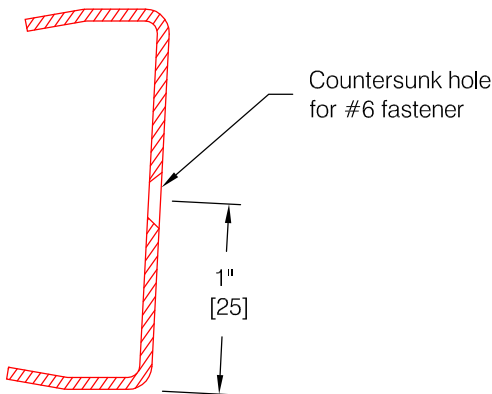
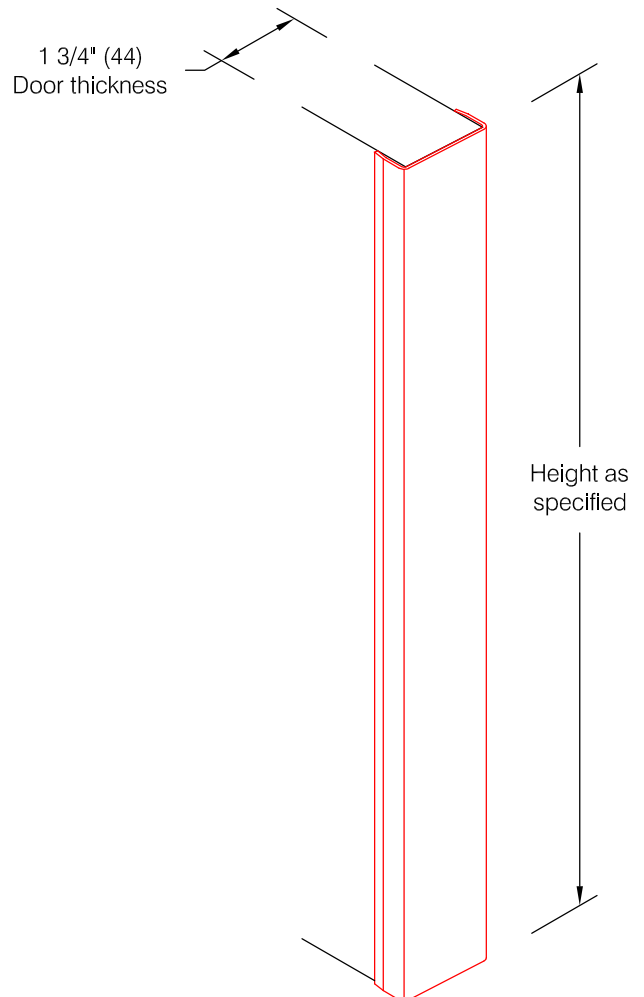
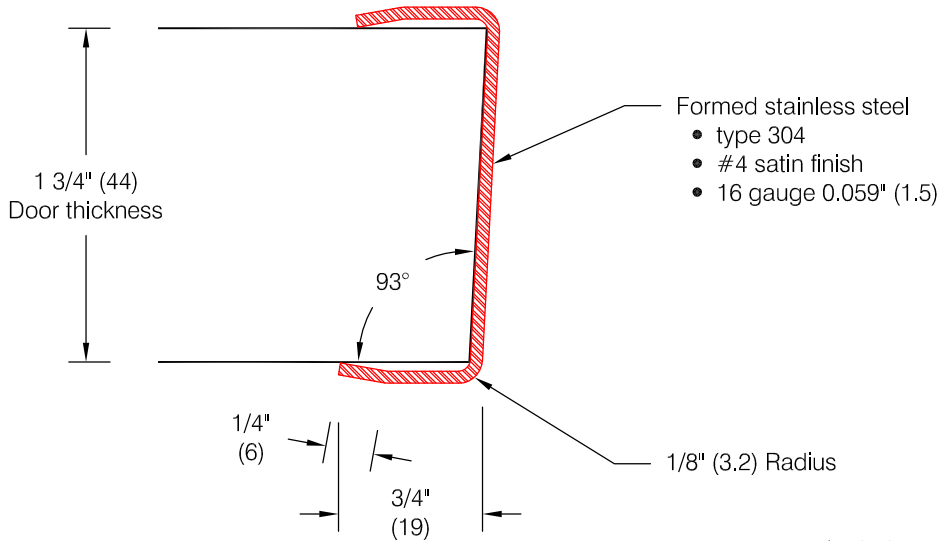
DES-293 Door Edge Guard

Features:

- Custom lengths, angles, and wing sizes are available
- Type 304 stainless

Mounting Options:

- Standard mounting
 Adhesive:
 ADH-50 adhesive supplied separately
- Optional mounting
 Drilled:
 Countersunk holes for
 #6 x 3/4" (19) oval head sheet metal
 screw supplied separately as required



Optional Drilling:

- Standard spacing: 3" (76) from each end and spaced evenly not to exceed 36" (914) oc

Pawling Corporation reserves the right to discontinue a design or modify an existing design without prior notice

Customer :	Project :	WD.145.0b
Architect :	Sales Rep :	